



Bundeskriminalamt



Police Crime Statistics 2012

- Federal Republic of Germany -

Produced by:
Bundeskriminalamt
(Federal Criminal Police Office)
- Section KI 12 -

Postal address:
D-65173 Wiesbaden
Germany

E-mail address:
ki12@bka.bund.de

Contents

1	The developmental history of Germany's Police Crime Statistics	1
2	Contents and informational value of the Police Crime Statistics	5
3	Brief overview of crime trends	6
4	Cases that come to police notice	8
5	Crime recorded for cities with more than 200,000 inhabitants	10
6	Victims	13
7	Recording of losses for individual offences or for offence categories	16
8	Suspects	17
9	Case trends and clearing up of offences or categories of offences	22
10	Definitions	42
11	Rules for recording cases	48
12	Annex: Charts	51

1 The developmental history of Germany's Police Crime Statistics

Previous developments in the German Reich

The first crime statistics kept by the German police prior to World War I can be found in the annual reports of police directorates in individual cities. At times police statistics were also kept in the individual German states. The starting point for national police crime statistics during the Weimar Republic was the recording of data on serious crimes that had been committed and cleared up in Prussia, a practice that was expanded in 1929. The statistical work was continued by the "Committee XI" for crime statistics of the "German Criminal Police Commission", which was comprised of representatives from state and municipal police authorities. In 1928, this Commission presented recommendations for police crime statistics that would cover the entire Reich. However, the recommendations were not implemented until the National Socialist period, beginning on 1 January 1936 based on a circular directive from the Reich and Prussian Minister of the Interior.

These statistics did not include all criminal offences, but rather only 15 offence groups. Cases and "perpetrators" were recorded. The results for 1936, 1937 and 1938 were published in the Annual Statistical Reports of the Reich Criminal Police Office, which are no longer available (at least not at the police authorities), and excerpts were also published in the criminalistics periodical "Kriminalistik" (in the 1938 and 1939 issues).

Police Crime Statistics in the German Reich

For example, the following 1938 statistics were published for the German Reich:

1 - T 01

Offence	Number of cases	Offence rate (per 100,000 inhabitants)
Homicides (including attempts)	908	1.3
Infanticide	360	0.5
Fatal bodily injury	860	1.2
Indecent acts with children	14,895	21.5
Robbery and robbery-like extortion	1,588	2.3
Aggravated theft	82,184	118.6
Simple theft	361,044	521
Misappropriation	62,977	91
Arson	11,223	16.2
Fraud	159,931	231

If homicide offences are combined with infanticide and fatal bodily injury, the resulting offence rate in 1938 was not significantly lower than the current rate for the Federal Republic of Germany. However, today theft, fraud and robbery are recorded much more frequently than in the past. Subsequent socioeconomic changes have certainly multiplied the potential objects of crime as well as opportunities for crime. For example, much of today's crime is centered around the motor vehicle, which did not play a role at the time. The same applies, for example, to shoplifting, offences associated with non-cash payment transactions, and computer/Internet crime. Furthermore, there have probably also been changes in the extent to which crime is reported by victims (the insurance aspect, faith in government institutions). It can be assumed that street crime was committed less frequently in a totalitarian state. However, such crime would have to be seen in comparison with the criminal offences committed by National Socialist government and party organs, which are not included in the respective statistics.

Previous developments in the Federal Republic of Germany

After World War II, the occupying powers began keeping police crime statistics in their occupation zones as early as 1946. However, the differences between these statistics were so great that a summary of the results was only possible, at the most, for the following short list of offence groups, which represented the German contribution to the international crime statistics of the Interpol General Secretariat beginning in 1950:

1 - T02

Offence	1950	1951	1952	1953
Homicides	1,639	1,754	992	1,048
Sexual offences	47,712	51,460	60,181	57,905
Aggravated theft	133,249	157,489	135,790	128,661
Simple theft	426,965	518,613	473,874	433,102
Fraud, breach of trust	238,123	280,578	308,665	314,171
Coinage	31,624	8,703	6,826	8,053
Drug offences	1,737	1,961	1,916	1,746

The Police Crime Statistics from 1953 to 1970

During a meeting held from 6 to 7 March 1951, the Working Group of the Heads of State Criminal Police Offices tasked a subcommission of representatives from the State Criminal Police Office of Bavaria (the system of the former American zone), Rhineland-Palatinate (the system of the former French zone) and the Bundeskriminalamt (whose predecessor was the former Criminal Police Office of the British zone) with developing uniform Police Crime Statistics for the whole of Germany. It was decided at a working meeting on 24 July 1952 to introduce the statistics on a trial basis for 1953, and then a decision was made to compile such statistics on a permanent basis beginning on 1 January 1954. The first Annual Police Crime Statistics published for the Federal Republic of Germany covered the 1953 reporting period.

The statistics included all criminal offences handled by the police and further statistical attributes (four size classifications for communities [and, beginning in 1971, other size categories], solved cases, "perpetrators" - initially subdivided only into the categories "young persons" and "adults", sex, residence, and nationality). The classification of criminal offences was already more differentiated than it had been during the German Reich. In 1954, in accordance with the new Juvenile Justice Act, in addition to juveniles and adults, "young adults" were listed separately as suspects, as well as children who cannot be held responsible under criminal law due to their age.

The instructions for filling out the statistical form were printed as explanatory notes on the form. Not until 1957 were uniform national "Guidelines for maintaining the Police Crime Statistics" introduced. The basis for counting the number of cases was the principle of "competition" between different criminal offences. "Perpetrators" were recorded under the criminal offence that was subject to the highest penalty, or under the most serious type of offence.

Beginning on 1 January 1959, offences that constitute true state security offences were removed from the Police Crime Statistics (independent Police Crime Statistics for Offences against State Security). Traffic offences, which had not been published separately in the past, were removed from the Police Crime Statistics beginning on 1 January 1963. Among other things, this was done because the Federation and the states keep special statistics on road traffic accidents and double recording was to be avoided. When traffic offences were eliminated, the total number of cases has dropped by about one fifth.

Until 1970 these statistics were simply tallied up on sheets of paper. In some of the German states, such items were recorded as provisional incoming statistics, while in other states they were recorded as substantiated outgoing statistics or in mixed form. The State Criminal Police Offices sent the figures that had been added up for the respective states to the BKA on forms that were filled out by hand and submitted on a monthly basis.

1971: Changeover to electronic data processing

After preparatory work had been done by the subcommission on the "Restructuring of uniform crime statistics for Germany" of the CID Working Group (Working Group of the Heads of State Criminal Police Offices and the BKA), beginning on 1 January 1971 the Police Crime Statistics of the Federation were computerized. This subcommission developed into the "Police Crime Statistics" Commission comprised of statistics experts from the original 11 (now 16) German states and from the BKA (which handles the Commission's administrative affairs) along with the German Border Guard Directorate as a guest. This Commission is responsible for all Police Crime Statistics matters that must be dealt with in a uniform manner at federal level. The Commission does the groundwork for the CID Working Group and, through this group, for the Working Party II (Public Security) of the Conference of Interior Ministers.

In particular, the following changes were associated with the conversion to electronic data processing: By employing a four-digit key number, it was possible to include clearer differentiations in the catalogue of criminal offences, with reference to both criminal law and to criminological aspects. A statistical record form contained the different, in some cases newly introduced, statistical case attributes to be recorded for the whole of Germany- regarding the case (e.g. harm/damage), the victim (differentiation by age and sex) and the suspect (e.g. the date of birth to enable a more detailed breakdown of the age groups or, with regard to non-German suspects, the nature of and reason for residence in Germany). In addition, outgoing statistics were now introduced for the whole of Germany, i.e. such statistics are recorded after police investigations have been concluded. In the interest of more complete and correct recording, it was decided to accept a delay in the reporting of such statistics.

The aggregated data for each German state, structured in accordance with the catalogue of offences and statistical attributes, were compiled in crosstabular tables and sent to the BKA on magnetic tape. Today most data transmission is electronic. Transmission of the large tables, for which a standardized form has been prescribed throughout Germany, is carried out in accordance with uniform data transmission conventions.

1984: Fundamental reforms

At the beginning of the 1980s, the "Police Crime Statistics" Commission was tasked by the CID Working Group with carrying out a thorough revision of the guidelines for maintaining the Police Crime Statistics. The new, expanded and more precisely formulated version of the guidelines was put into force by the Working Party II as of 1 January 1984. By this means, the approach of counting the "real" number of suspects was introduced, i.e. even if an individual came to notice as a suspect several times during the year under review, this person was counted only once in each German state under the key number for each of the relevant offences. The previous practice of counting the same person several times, which had led to inflated numbers of suspects and a distortion of the respective statistical structure, was thus ended. Furthermore, the scope of recording was expanded - for example, the victim-suspect relationship was included from 1986 onwards. The number of large analytical tables prepared in a uniform manner throughout Germany has increased considerably, from 8 (in 1971) from each of 11 German states to 24 from each of 16 states at the present time.

However, the preparation of independent police crime statistics based on entries in statistical record forms had to be limited to the most important information to avoid making excessive demands on case officers. This meant, for example, not entering social data on suspects and victims. Nevertheless, the increasing degree of differentiation in the catalogue of criminal offences, which can be attributed in part to the greater complexity of criminal law, is reflected in the larger quantity of key numbers - from 105 key numbers in the first computerized Police Crime Statistics published for 1971 to 192 key numbers for the 1980 reporting period, 313 key numbers for the 1990 reporting period, and 1,514 key numbers for the 2010 reporting period.

The PCS during the unification process and its future development

In 1990, the Joint State Criminal Police Office, which was responsible for the new German states at the time, trained multipliers with the assistance of the Bundeskriminalamt in order to ensure that the respective crime statistics would be included in the Police Crime Statistics of the Federal Republic of Germany without interruption beginning on 1 January 1991, when GDR statistics would no longer be available (for the GDR/new German states in 1990 - data from crime statistics and public surveys on unreported crime: see the PCS for the 1990 reporting period, pp. 32 and 33). However, due to the extensive personnel turnover in the offices of the new German states during the early 1990s and the backlog of records that resulted, collection of comparable statistics only became possible beginning in 1993.

At the present time, the Bundeskriminalamt is working together with the "Police Crime Statistics" Commission on behalf of the Working Party II and the CID Working Group to prepare for a restructuring of the Police Crime Statistics that is coordinated with the police information system INPOL. These efforts are aimed at significantly improving the informative value of the statistics while ensuring comparability with today's Police Crime Statistics.

2009: Transition to delivery of individual PCS data sets and introduction of a six-digit key number system at national level

As of 1 January 2009, all federal states changed over to supplying the data in the form of individual data sets. As a consequence, crime development can be represented at all levels by means of the more differentiated six-digit key numbers. Furthermore, the changeover to individual data sets made it possible for the first time to count the "real" number of suspects at federal level, which means that the suspects who came to notice in several federal states during the reporting period are recorded only once in the federal-level tables. Up to and including 2008, this was only possible at state level as the state-level tables were submitted to the Bundeskriminalamt in an aggregated form. As a result, too many suspects were counted at federal level.

Legal basis

The "Law on the Bundeskriminalamt and the Cooperation between Federal and State Authorities in Criminal Police Matters"(Section 2 Para 6 No. 2) forms the legal basis for the Police Crime Statistics at federal level. According to this section, the Bundeskriminalamt, in its capacity as a central agency, "shall compile criminal police analyses and statistics, including the crime statistics, and, to this end, observe the developments in crime". The uniform national "Guidelines for maintaining the Police Crime Statistics" must be used as the basis for the recording of statistics by the police services of the Federation and the German states. Substantial changes in the Guidelines are decided upon by the Working Party II, and the respective ministers of the interior at Federation and state level put them into force in their own areas of jurisdiction. The annual release of the PCS data to the press is carried out, following a unanimous decision of the Conference of Interior Ministers, by its chairperson and the Federal Minister of the Interior.

2 Contents and informational value of the Police Crime Statistics

The unlawful (criminal) acts dealt with by the police, including attempts subject to punishment, are recorded in the Police Crime Statistics. This also includes the drug offences handled by the customs authorities.

Breaches of regulations and road traffic offences are **not** covered (however, the offences described in Sections 315 and 315b of the German Penal code as well as Section 22a of the Road Traffic Act - which are not regarded as road traffic offences in the sense of the guidelines - are covered). In addition, offences committed outside the Federal Republic of Germany and offences against the criminal laws of the individual German states (except for the data protection legislation of the states ["Laender"]) are **not** included.

In order to obtain the most complete statistical picture possible of the security situation, offences by children who cannot be held responsible under criminal law due to their age, and by mentally ill persons who also cannot be held responsible under criminal law, are included as well when statistics are collected for the PCS. The judicial authorities, and not the police, decide the question of guilt. Furthermore, when cases are not cleared up, the age and the criminal responsibility of the perpetrators are usually not known anyway.

Collection of statistics is based on a catalogue of criminal offences compiled under both penal and criminological aspects. "Outgoing statistics" have been kept in a uniform manner throughout Germany since 1 January 1971, i.e. the criminal offences that come to light are not recorded until the police investigations have been concluded and the respective files can be handed over to the public prosecutor's office or the court. The State Criminal Police Offices send the figures to the Bundeskriminalamt in a predetermined form as tables (aggregated data), and these are compiled to create the Police Crime Statistics for the Federal Republic of Germany.

As early as 01 January 2008, the nationwide uniform key number system of the Police Crime Statistics (PCS) was changed, with six digits now replacing the old four-digit system and data being supplied as so-called individually delivered data sets. The transition to the system employing the exchange of individual data sets took place while the former system was kept running. As of 1 January 2009, all federal states changed over to the new supplying method. The tables are compiled at the state criminal police offices and the Bundeskriminalamt according to fixed rules on the basis of the respective individual data sets available. Due to system-specific factors, the values calculated at federal level may slightly differ from the data published in the federal states. Furthermore, the changeover to individual data sets made it possible for the first time to count the "real" number of suspects at federal level, which means that the suspects who came to notice in several federal states during the reporting period are recorded only once in the federal-level tables. Up to and including 2008, this was only possible at state level as the state-level tables were submitted to the Bundeskriminalamt in an aggregated form. As a result, too many suspects were counted at federal level.

The **informational value** of the Police Crime Statistics is limited in particular by the fact that the police do not learn about all the criminal offences that are committed. The extent to which crime goes unreported depends on the type of offence, and this can vary over the course of time in response to a variety of factors (e.g. public willingness to report offences, the intensity of crime detection efforts). Therefore it is not possible to assume there is a fixed ratio between the number of offences committed and the offences recorded in the statistics.

The following factors can influence statistical developments in the Police Crime Statistics:

- Extent to which crime is reported (e.g. the insurance aspect)
- Police crime detection efforts
- Collection of data for statistical purposes
- Amendments to criminal law
- Actual changes in crime

Thus the Police Crime Statistics do not provide an exact reflection of crime, but rather one that is more or less accurate depending on the specific type of offence. Nevertheless, these statistics do help the legislative and executive branches and those who work in the field of science to obtain information about the frequency of the cases recorded as well as about forms of crime and development trends in order to achieve the objectives described above.

3 Brief overview of crime trends

Offences

3 – TOI

Offence	Number		Change		Clearance rate in %	
	2012	2011	absolut	in %	2012	2011
Total offences						
cases recorded	5,997,040	5,990,679	6,361	0.1		
cases cleared up	3,259,822	3,276,153	-16,331	-0.5	54.4	54.7
Violent crime - total	195,143	197,030	-1,887	-1.0	74.0	75.3
<i>including:</i>						
murder and manslaughter	2,126	2,174	-48	-2.2	95.9	96.1
rape and aggravated sexual coercion (Sects. 177 (2, 3 and 4), 178 PC)	8,031	7,539	492	6.5	80.7	82.5
robberies	48,711	48,021	690	1.4	51.0	52.7
dangerous and serious bodily injury	136,077	139,091	-3,014	-2.2	81.4	82.3
Slight bodily injury with intent	383,928	374,367	9,561	2.6	90.6	90.8
*) street crime	1,357,134	1,382,949	-25,815	-1.9	17.4	17.7
Theft offences - total	2,379,725	2,403,781	-24,056	-1.0	28.0	28.9
<i>including:</i>						
motor vehicle theft	37,238	41,057	-3,819	-9.3	26.7	26.8
theft of bicycles	326,159	328,748	-2,589	-0.8	9.7	10.0
theft of non-cash means of payment	129,976	140,628	-10,652	-7.6	8.8	8.4
in/from office, workshops, storage premises etc.	145,883	147,936	-2,053	-1.4	21.7	22.3
shoplifting	361,759	385,463	-23,704	-6.1	92.2	92.5
theft in/from dwellings	201,303	187,409	13,894	7.4	26.1	27.4
<i>including:</i>						
theft by burglary of a dwelling	144,117	132,595	11,522	8.7	15.7	16.2
theft from vehicles	343,460	(-)	(-)	(-)	10.1	(-)
pickpocketing	117,277	120,790	-3,513	-2.9	5.3	5.4
Fraud offences - total	958,515	934,882	23,633	2.5	77.4	78.3
<i>including:</i>						
obtaining goods by fraud or fraudulent failure to supply goods as agreed	272,117	277,469	-5,352	-1.9	71.9	74.2
fraudulent obtaining of services	256,545	246,944	9,601	3.9	99.2	99.0
fraud using unlawfully obtained debit cards without PIN	15,471	13,589	1,882	13.8	37.9	43.8
fraud using unlawfully obtained credit cards	8,182	8,886	-704	-7.9	36.5	36.2
fraud using unlawfully obtained payment card data	19,652	16,061	3,591	22.4	27.7	27.1
account opening and transfer fraud	19,519	20,608	-1,089	-5.3	53.8	58.6
Breaches of trust	81,793	79,515	2,278	2.9	91.1	89.3
Competition or corruption offences, offences committed in office	5,684	5,241	443	8.5	79.0	80.5
Insolvency offences under the PC	87,871	84,981	2,890	3.4	29.9	32.6
offences against copyright legislation	7,417	7,021	396	5.6	80.9	81.1
damage to property	673,704	688,294	-14,590	-2.1	24.7	25.2
<i>including:</i>						
damage to property by graffiti	110,172	115,623	-5,451	-4.7	21.5	23.8
insult	216,370	210,797	5,573	2.6	90.2	90.0
offences against the environment (PC)	12,749	13,342	-593	-4.4	61.7	59.6
<i>including:</i>						
unauthorized handling of dangerous waste (Sect. 326 except (2) PC)	7,966	8,369	-403	-4.8	61.6	59.5
offences against the Aliens Act and the Asylum Procedures Act and the Freedom of Movement Act/E.U.	89,029	78,324	10,705	13.7	98.5	98.4
<i>including:</i>						
illegal entry (border crossing) under the Aliens Act	26,110	24,002	2,108	8.8	99.8	99.8
offences against the Weapons Act	32,665	34,464	-1,799	-5.2	93.6	93.7
Drug offences - total	237,150	236,478	672	0.3	94.4	94.7
<i>by type of drug:</i>						
heroin	13,902	18,589	-4,687	-25.2	94.8	95.6
cocaine	13,829	13,930	-101	-0.7	91.7	93.5
amphetamine/methamphetamine and derivatives (including ecstasy)	43,614	42,577	1,037	2.4	95.9	95.3
cannabis	134,739	131,951	2,788	2.1	94.8	95.1
offences under the Pharmaceutical Preparations Act	4,333	4,690	-357	-7.6	85.0	87.5

*) Street crime key 899000: included keys see page 41.

(-) content-related change: comparisons with the previous year are not possible

Suspects

3 – T02

Suspects	Number		Change		Clearance rate in %	
	2012	2011	absolut	in %	2012	2011
*) suspects - total	2,094,118	2,112,843	-18,725	-0.9	100.0	100.0
male	1,562,190	1,574,799	-12,609	-0.8	74.6	74.5
female	531,928	538,044	-6,116	-1.1	25.4	25.5
German suspects - total-	1,591,728	1,628,314	-36,586	-2.2	76.0	77.1
non-German suspects - total-	502,390	484,529	17,861	3.7	24.0	22.9
Total suspects by age						
children (<14)	75,449	85,600	-10,151	-11.9	3.6	4.1
juveniles (14<18)	200,257	214,736	-14,479	-6.7	9.6	10.2
young adults (18<21)	196,255	204,491	-8,236	-4.0	9.4	9.7
adults	1,622,157	1,608,016	14,141	0.9	77.5	76.1
No. of German suspects per 100,000 /by age group						
**) suspects - total (excluding children under 8)	2,295	2,344	-49	-2.1		
children	1,448	1,612	-164	-10.2		
juveniles (14<18)	5,616	6,058	-442	-7.3		
young adults (18<21)	6,597	6,625	-28	-0.4		
adults	2,027	2,041	-14	-0.7		

*) number of suspects that come to police notice

**) number of suspects per 100,000 inhabitants of the same age group

Victims

3 – T03

Total offences *)	victims total		change		male victims		female victims	
	2012	2011	absolut	in %	2012	2011	2012	2011
completed	912,737	903,934	8,803	1.0	543,275	540,271	369,462	363,663
attempted	63,352	61,010	2,342	3.8	41,248	40,012	22,104	20,998
total	976,089	964,944	11,145	1.2	584,523	580,283	391,566	384,661

3 – T04

total offences *)	children <14		juveniles 14<18		young adults 18<21		adults 21 and older	
	2012	2011	2012	2011	2012	2011	2012	2011
completed	63,631	66,542	83,179	86,996	94,362	99,217	671,565	651,179
attempted	3,948	3,886	4,841	5,132	5,179	5,210	49,384	46,782
total	67,579	70,428	88,020	92,128	99,541	104,427	720,949	697,961

*) Information about victims is only recorded for certain offences or offence categories.

4 Cases that come to police notice

For the Federal Republic of Germany 5,997,040 violations of Federal criminal laws were registered in 2012, *not counting traffic offences and offences against state security*. Attempts which are subject to punishment were counted in the same way as completed acts. This represents an increase of 0.1 % compared to the previous year. The offence rate (number of cases per 100,000 inhabitants) for 2012 is 7,327.

The following overview illustrates changes in population and the overall offence rates since 1993.

4 – T01

year	number of inhabitants as of 01. Jan ^{*)}	number of cases	change in % compared to previous year	total offence rate ^{**)}	change in % compared to previous year	clearance rate in %
1998	82,057,400	6,456,996	-2.0	7,869	-2.0	52.3
1999	82,037,000	6,302,316	-2.4	7,682	-2.4	52.8
2000	82,163,500	6,264,723	-0.6	7,625	-0.7	53.2
2001	82,259,500	6,363,865	1.6	7,736	1.5	53.1
2002	82,440,300	6,507,394	2.3	7,893	2.0	52.6
2003	82,536,700	6,572,135	1.0	7,963	0.9	53.1
2004	82,531,700	6,633,156	0.9	8,037	0.9	54.2
2005	82,501,000	6,391,715	-3.6	7,747	-3.6	55.0
2006	82,438,000	6,304,223	-1.4	7,647	-1.3	55.4
2007	82,314,900	6,284,661	-0.3	7,635	-0.2	55.0
2008	82,217,800	6,114,128	-2.7	7,436	-2.6	54.8
2009	82,002,400	6,054,330	-1.0	7,383	-0.7	55.6
2010	81,802,300	5,933,278	-2.0	7,253	-1.8	56.0
2011	81,751,602	5,990,679	1.0	7,328	1.0	54.7
2012	81,843,743	5,997,040	0.1	7,327	0.0	54.4

^{*)} Source: German Federal Statistical Office

^{**)} Offence rate: number of cases per 100,000 inhabitants

Share represented by attempts with regard to individual offences or offences groups

4 – T02

Key no.	offence (categories)	Recorded cases	Including: attempts	
			Number	Share in % 2012 2011
----	Total offences	5,997,040	450,708	7.5 7.2
010000 +020000	murder and manslaughter	2,126	1,588	74.7 71.8
111000	rape and sexual coercion - Sect. 177 (2, 3 and 4), Sect. 178 PC	8,031	1,315	16.4 15.8
210000	robbery	48,711	9,538	19.6 20.5
222000	dangerous and serious bodily injury	136,077	16,524	12.1 11.6
224000	(intentional slight) bodily injury	383,928	17,133	4.5 4.2
230000	offences against personal freedom	193,529	5,882	3.0 2.9
3***00	theft without aggravating circumstances	1,281,299	31,550	2.5 2.4
4***00	theft committed under aggravating circumstances	1,098,426	240,083	21.9 21.3
435*00	theft by burglary of a dwelling (Sect. 244 (1) no. 3 PC)	144,117	56,311	39.1 38.5
510000	fraud	958,515	90,047	9.4 8.7
520000	breaches of trust	25,643	0	0.0 0.0
530000	embezzlement	109,492	677	0.6 0.6
540000	document forgery	65,717	1,437	2.2 2.2
610000	extortion (Sect. 253 PC)	9,920	6,263	63.1 52.4
620000	obstructing public authority and offenses against public order	125,521	607	0.5 0.5
630000	aiding and abetting, obstructing criminal justice, receiving, and money laundering	28,416	2,698	9.5 10.2
640000	arson and creating a fire hazard	21,571	2,272	10.5 10.2
650000	competition offences, corruption offences, offences committed in office	5,684	142	2.5 2.9
674000	damage to property	673,704	10,640	1.6 1.1
676000	offences against the environment (PC)	12,749	252	2.0 1.8
710000	offences against supplementary criminal legislation in the economic sector	23,976	239	1.0 0.9
725000	offences against the Aliens Act, the Asylum Procedures Act, and the Freedom of Movement Act/E.U.	89,029	2,207	2.5 2.9
726000	offences against the Weapons Act and the War Weapons Control Act	38,514	197	0.5 0.5
730000	drug offences	237,150	2,974	1.3 1.2

*) The list is not exhaustive.

**) Many of the cases are slight bodily injuries that are committed by more than one person

The highest percentage of attempts was reported in case of murder and manslaughter offences. In addition, a large percentage of attempts (63.1 %, compared to 52.4 % in 2011) was recorded for extortion cases (key no.: 610000). In the case of theft committed under aggravating circumstances, robbery, rape and sexual coercion the percentage of attempts is also relatively high. In the case of theft committed under aggravating circumstances, the percentage of attempts recorded serves as an indicator for the success of preventive measures. In the case of "aggravated" theft, there has been only a small long-term change in the percentage of attempts since the first separate recording of attempts began in 1971 (percentage of attempts in 1971: 16.7 %; percentage of attempts in 2012: 21.9 %). However, in the case of theft by burglary in a dwelling, the percentage of attempts has risen from 28.3 % (1993) to 39.1 % (2012), which can probably be attributed to improved home security measures. But it is important to keep in mind that, in the case of attempted theft, the number of unreported crimes is particularly high.

5 Crime recorded for cities with more than 200,000 inhabitants

5 – T01

City	Population	Area in sq km	Total offences		Change		Offence rate per 100,000 inhabitants	
	01.01.2012		2011	2010	absolut	in %	2012	2011
Aachen	260,454	161	32,309	31,576	733	2.3	12,405	12,207
Augsburg	266,647	147	21,748	22,800	-1,052	-4.6	8,156	8,613
Berlin	3,501,872	892	495,297	494,385	912	0.2	14,144	14,286
Bielefeld	323,395	258	26,916	27,592	-676	-2.4	8,323	8,535
Bochum	373,976	146	38,144	37,361	783	2.1	10,200	9,970
Bonn	327,913	141	36,694	36,656	38	0.1	11,190	11,282
Braunschweig	250,556	192	24,541	24,793	-252	-1.0	9,795	9,962
Bremen	548,319	325	72,913	77,264	-4,351	-5.6	13,298	14,116
Chemnitz	243,173	221	24,350	21,415	2,935	13.7	10,013	8,804
Dortmund	580,956	281	80,852	80,086	766	1.0	13,917	13,797
Dresden	529,781	328	55,004	53,259	1,745	3.3	10,382	10,182
Duisburg	488,005	233	52,755	55,659	-2,904	-5.2	10,810	11,369
Düsseldorf	592,393	217	88,660	89,078	-418	-0.5	14,966	15,130
Erfurt	206,384	269	20,154	20,050	104	0.5	9,765	9,781
Essen	573,468	210	60,338	57,483	2,855	5.0	10,522	10,003
Frankfurt am Main	691,518	248	112,789	109,678	3,111	2.8	16,310	16,137
Freiburg im Breisgau	229,144	153	26,239	26,806	-567	-2.1	11,451	11,957
Gelsenkirchen	256,652	105	25,357	26,579	-1,222	-4.6	9,880	10,303
Halle (Saale)	233,705	135	25,859	26,225	-366	-1.4	11,065	11,257
Hamburg	1,798,836	755	227,570	228,874	-1,304	-0.6	12,651	12,812
Hannover	525,875	204	72,792	69,533	3,259	4.7	13,842	13,303
Karlsruhe	297,488	173	28,462	27,386	1,076	3.9	9,567	9,291
Kiel	242,041	119	26,035	26,341	-306	-1.2	10,756	10,997
Köln	1,017,155	405	148,403	149,440	-1,037	-0.7	14,590	14,838
Krefeld	234,396	138	25,669	25,788	-119	-0.5	10,951	10,970
Leipzig	531,809	297	69,055	64,728	4,327	6.7	12,985	12,379
Lübeck	210,577	214	25,498	26,238	-740	-2.8	12,109	12,480
Magdeburg	232,364	201	28,779	28,453	326	1.1	12,385	12,289
Mainz	200,957	98	18,557	19,606	-1,049	-5.4	9,234	9,841
Mannheim	314,931	145	29,313	30,298	-985	-3.3	9,308	9,674
Mönchengladbach	257,208	170	24,732	24,660	72	0.3	9,616	9,558
München	1,378,176	311	98,583	102,358	-3,775	-3.7	7,153	7,564
Münster	291,754	303	28,611	28,981	-370	-1.3	9,807	10,358
Nürnberg	510,602	186	44,047	43,859	188	0.4	8,626	8,674
Oberhausen	212,568	77	20,557	20,299	258	1.3	9,671	9,533
Rostock	204,260	181	20,477	21,444	-967	-4.5	10,025	10,577
Stuttgart	613,392	207	59,284	58,231	1,053	1.8	9,665	9,600
Wiesbaden	278,919	204	23,118	24,469	-1,351	-5.5	8,288	8,866
Wuppertal	349,470	168	34,988	32,118	2,870	8.9	10,012	9,184

Note: When comparisons are made, special attention should be paid to the fact that the extent to which crime is reported and the offence structure can differ from city to city, that population structure and perpetrator mobility vary and that, when offence rates are calculated, only registered inhabitants are taken into account, but **not** commuters, tourists, foreign travelers in transit, members of the foreign armed forces stationed in Germany and other unregistered persons. Figures of all those groups can differ considerably from city to city.

Another important factor that can distort the statistics is due to by complex criminal investigations that include numerous individual cases.

Robbery (key 210000) recorded for cities with more than 200,000 inhabitants

5 – T02T

City	Recorded cases total	Clearance rate	Offence rate per 100,000 inhabitants						
			2012	2011	2010	2009	2008	2007	2006
Aachen	397	49.9	152.4	153.1	153.3	141.6	158.3	131.4	140.6
Augsburg	119	65.5	44.6	45.0	56.5	54.7	58.2	55.6	49.9
Berlin	6,419	33.2	183.3	176.5	174.2	183.5	189.1	235.8	234.1
Bielefeld	257	51.4	79.5	92.5	96.9	81.6	78.5	68.4	85.6
Bochum	359	50.4	96.0	88.1	115.9	90.1	94.1	89.4	89.2
Bonn	438	44.5	133.6	169.0	151.3	132.1	132.4	140.3	128.2
Braunschweig	136	61.8	54.3	73.5	69.9	81.3	65.5	89.2	66.9
Bremen	1,131	36.7	206.3	184.5	180.9	176.8	202.8	215.0	258.0
Chemnitz	142	62.0	58.4	60.4	53.5	54.5	78.8	74.5	88.0
Dortmund	864	46.4	148.7	165.2	193.5	137.4	138.4	126.4	135.2
Dresden	331	57.4	62.5	56.2	56.5	66.6	68.8	72.7	63.2
Duisburg	621	44.0	127.3	115.0	100.4	106.1	117.0	126.2	149.5
Düsseldorf	984	31.6	166.1	144.9	154.2	154.6	155.6	164.5	168.3
Erfurt	139	69.8	67.4	76.6	98.1	88.5	120.2	118.4	117.8
Essen	639	45.4	111.4	107.7	95.3	108.1	104.4	109.2	121.6
Frankfurt a. M.	1,098	50.7	158.8	162.0	145.3	159.3	140.4	168.6	158.9
Freiburg i. Br.	136	51.5	59.4	70.5	70.7	75.6	71.5	70.8	64.8
Gelsenkirchen	400	52.8	155.9	147.3	148.2	173.6	153.3	124.8	121.2
Halle (Saale)	333	50.5	142.5	119.3	103.7	148.5	165.6	200.7	228.5
Hamburg	2,877	36.3	159.9	152.5	149.4	167.7	169.7	176.3	193.4
Hannover	633	54.5	120.4	121.1	132.8	148.6	127.6	145.1	157.8
Karlsruhe	224	44.6	75.3	57.0	61.3	67.1	59.5	57.6	60.3
Kiel	346	48.6	143.0	174.5	194.7	167.1	176.4	165.3	143.3
Köln	1,853	40.3	182.2	173.1	162.6	183.5	177.5	192.8	180.0
Krefeld	251	39.0	107.1	107.6	91.3	101.6	113.3	86.5	95.1
Leipzig	596	49.3	112.1	123.2	111.4	115.2	107.1	116.5	99.3
Lübeck	255	49.4	121.1	128.0	110.1	129.5	106.4	104.6	125.1
Magdeburg	271	52.8	116.6	110.1	108.5	160.0	140.3	140.1	169.3
Mainz	140	54.3	69.7	(-)	(-)	(-)	(-)	(-)	(-)
Mannheim	299	40.5	94.9	80.5	71.2	68.1	67.1	68.9	71.8
Mönchengladbach	329	49.2	127.9	105.8	103.8	105.5	96.5	110.4	101.0
München	597	64.5	43.3	42.9	41.0	41.5	45.3	50.8	61.6
Münster	232	44.0	79.5	98.6	91.8	92.0	80.2	70.2	65.7
Nürnberg	300	68.7	58.8	60.9	57.4	57.8	50.7	52.3	62.3
Oberhausen	215	53.5	101.1	109.9	107.9	79.3	88.4	139.3	116.9
Rostock	170	57.1	83.2	120.4	107.7	133.3	165.2	164.1	176.1
Stuttgart	627	54.7	102.2	100.7	78.0	76.5	85.9	88.2	69.0
Wiesbaden	266	59.8	95.4	94.6	134.1	104.8	108.8	103.4	104.1
Wuppertal	362	42.3	103.6	107.8	90.3	107.3	97.1	101.0	84.1

(-) In 2011 the city of Mainz does not belong to the cities with more than 200,000 inhabitants, therefore the offence rates of the years before are missing.

Theft by burglary in a dwelling (key 435*00) recorded for cities with more than 200,000 inhabitants

5 – T03

City	Recorded cases total	Clearance rate	Offence rate per 100,000 inhabitants						
			2012	2011	2010	2009	2008	2007	2006
Aachen	961	10.0	369.0	361.5	281.0	359.1	374.9	309.9	273.8
Augsburg	161	26.1	60.4	64.6	44.0	36.8	51.7	90.3	59.0
Berlin	12,291	6.5	351.0	318.0	253.0	263.1	240.8	203.7	185.1
Bielefeld	742	13.1	229.4	229.2	154.0	137.8	118.2	147.9	138.6
Bochum	1,491	15.6	398.7	304.5	306.0	280.0	274.9	249.6	284.0
Bonn	1,591	20.4	485.2	432.1	425.0	417.4	311.6	277.1	300.2
Braunschweig	514	24.3	205.1	130.6	185.0	145.5	132.6	123.0	157.4
Bremen	2,933	11.4	534.9	506.4	413.0	531.3	438.0	408.8	366.3
Chemnitz	299	20.4	123.0	64.5	54.0	43.9	39.2	40.3	48.7
Dortmund	2,490	9.2	428.6	403.5	357.0	330.1	338.2	273.1	307.7
Dresden	509	23.8	96.1	66.5	60.0	47.8	60.5	61.6	53.1
Duisburg	1,590	12.5	325.8	338.3	375.0	310.9	285.9	284.5	296.3
Düsseldorf	3,205	10.6	541.0	569.0	449.0	385.8	335.6	284.7	318.7
Erfurt	134	38.1	64.9	97.6	57.0	79.7	79.3	155.4	185.9
Essen	2,349	8.6	409.6	324.7	312.0	365.8	297.9	302.5	295.5
Frankfurt a. M.	2,051	19.5	296.6	351.1	313.0	260.5	203.3	229.1	240.7
Freiburg i. Br.	338	8.6	147.5	130.7	160.0	259.0	187.3	141.1	128.3
Gelsenkirchen	1,011	11.9	393.9	297.3	288.0	306.8	278.4	231.3	202.5
Halle (Saale)	360	25.6	154.0	173.4	132.0	142.1	141.7	144.2	241.7
Hamburg	7,094	7.9	394.4	362.8	425.0	395.4	384.7	395.1	153.0
Hannover	1,481	23.3	281.6	198.2	265.0	262.1	223.9	277.5	207.9
Karlsruhe	350	12.6	117.7	122.5	152.0	158.2	104.9	121.2	142.4
Kiel	523	12.2	216.1	308.9	305.0	297.2	297.2	305.9	140.9
Köln	5,012	5.9	492.7	504.8	448.0	378.3	334.3	427.9	455.5
Krefeld	835	9.3	356.2	410.1	300.0	291.5	237.2	187.7	231.8
Leipzig	1,373	19.7	258.2	273.3	272.0	225.4	176.5	136.8	109.4
Lübeck	570	15.6	270.7	288.3	300.0	205.3	194.3	226.8	210.6
Magdeburg	378	22.5	162.7	147.3	115.0	157.4	144.7	150.5	161.5
Mainz	488	13.3	242.8	(-)	(-)	(-)	(-)	(-)	(-)
Mannheim	380	22.1	120.7	192.9	209.0	127.2	145.3	155.9	146.8
Mönchengladbach	971	12.4	377.5	330.6	305.0	201.3	173.4	215.4	246.3
München	979	15.5	71.0	64.4	60.0	71.9	87.8	87.2	106.4
Münster	873	17.2	299.2	172.6	154.0	183.7	178.8	173.8	151.4
Nürnberg	526	20.0	103.0	112.7	64.0	62.5	74.1	65.9	87.1
Oberhausen	831	21.1	390.9	402.9	322.0	338.9	250.6	304.3	252.2
Rostock	174	36.8	85.2	77.9	74.0	82.5	106.8	84.1	92.8
Stuttgart	882	6.1	143.8	153.8	131.0	106.8	97.3	124.9	125.2
Wiesbaden	637	19.0	228.4	230.1	213.0	156.5	188.1	185.8	183.5
Wuppertal	905	10.3	259.0	265.4	231.0	239.7	211.8	289.1	224.9

(-) In 2011 the city of Mainz does not belong to the cities with more than 200,000 inhabitants, therefore the offence rates of the years before are missing.

6 Victims

In the PCS, information about victims is only recorded for certain offences or offence categories. The following table provides an overview of the age and sex structure of the victims of the respective offences or offence categories.

Victim classification by age and sex

6 – T01

key no.	offence (categories)		victims total (100 %)	sex		age				
				male	female	child- ren < 14	juve- niles 14<18	young adults 18<21	adults 21 < 60	60 and older
				in %						
-----	total offences	completed	912,737	59.5	40.5	7.0	9.1	10.3	68.1	5.5
		attempted	63,352	65.1	34.9	6.2	7.6	8.2	70.8	7.1
		total	976,089	59.9	40.1	6.9	9.0	10.2	68.2	5.6
010000 +020000	murder and manslaughter	completed	578	54.2	45.8	14.0	0.0	3.6	55.9	25.8
		attempted	1,969	72.0	28.0	3.8	4.5	7.6	75.5	8.5
		total	2,547	67.9	32.1	6.1	3.7	6.7	71.1	12.4
110000	offences against sexual self-determination with use of violence or exploiting a state of dependence	completed	11,709	7.1	92.9	4.4	26.1	15.6	52.3	1.7
		attempted	2,373	5.3	94.7	2.9	19.7	17.9	57.4	0.0
		total	14,082	6.8	93.2	4.1	25.1	15.9	53.1	1.7
210000	robbery, extortion accompanied by violence, and assault on motorists with intent to rob	completed	44,155	66.6	33.4	3.5	12.2	11.7	62.4	10.2
		attempted	10,708	66.1	33.9	6.9	12.0	10.1	58.6	12.4
		total	54,863	66.5	33.5	4.2	12.2	11.4	61.7	10.6
220000	bodily injury	completed	573,119	63.0	37.0	6.7	10.3	12.3	66.0	4.7
		attempted	40,672	71.2	28.8	4.1	5.5	7.5	77.0	5.9
		total	613,791	63.5	36.5	6.5	10.0	11.9	66.7	4.8
230000	offences against personal freedom	completed	211,643	51.4	48.6	4.1	6.0	7.2	74.6	8.0
		attempted	6,437	51.8	48.2	7.3	8.9	7.3	67.9	8.6
		total	218,080	51.5	48.5	4.2	6.1	7.2	74.4	8.0

Clear sex-related and age-related differences among the victims can be identified:

- Those recorded as victims of robbery, bodily injury, murder, manslaughter, and offences against personal freedom were usually male.
- In the case of homicide, offences against personal freedom and bodily injury, most of the victims were adults between the ages of 21 and 60.
- There was above-average representation of juveniles (from 14 to under 18 years of age) in the sexual offences category, and also in the case of robberies.
- Relatively few persons 60 years of age or older were recorded as victims, with the exception of completed murder and manslaughter cases (the absolute number is small, however) and cases of robbery.

In 2012 a **decrease** was registered in the respective offence categories especially in:

offences against sexual self-determination	=	-1.4 %	2011	14,282	victims
completed murder and manslaughter	=	-12.7 %	2011	662	victims

Endangerment of victims – overview (victims per 100,000 inhabitants in each age group)

6 – T02

key no.	offence (categories)		victims total	age				
				children < 14	juveniles 14<18	young adults 18<21	adults 21 < 60	60 and older
----	total offences	completed	1,115.2	635.5	2593.5	3633.0	1,404.1	230.9
		attempted	77.4	39.4	150.9	199.4	101.4	20.8
		total	1,192.6	675.0	2744.5	3832.4	1,505.5	251.6
010000 +020000	murder and manslaughter	completed	0.7	0.8	0.0	0.8	0.7	0.7
		attempted	2.4	0.7	2.8	5.8	3.4	0.8
		total	3.1	1.6	2.9	6.6	4.1	1.5
110000	offences against sexual self-determination with use of violence or exploiting a state of dependence	completed	14.3	5.1	95.4	70.1	13.8	0.9
		attempted	2.9	0.7	14.6	16.3	3.1	0.0
		total	17.2	5.8	110.0	86.5	16.9	1.1
210000	robbery, extortion accompanied by violence, and assault on motorists with intent to rob	completed	54.0	15.4	168.3	198.3	62.3	20.7
		attempted	13.1	7.4	39.9	41.7	14.2	6.1
		total	67.0	22.8	208.2	240.0	76.5	26.8
220000	bodily injury	completed	700.3	384.5	1839.4	2705.6	855.1	123.9
		attempted	49.7	16.5	70.1	117.2	70.8	11.1
		total	750.0	401.0	1909.5	2822.9	925.9	135.0
230000	offences against personal freedom	completed	258.6	86.8	397.4	589.6	357.0	77.7
		attempted	7.9	4.7	17.8	18.0	9.9	2.6
		total	266.5	91.6	415.2	607.6	366.9	80.2

Victim-suspect-relationship (totals)¹

6 – T03

Key no.	Offence (categories)		Victims total (100 %)	Victim-suspect-relationship (totals)					
				Related *)	Acquaint- ed	Fellow country- man **)	passing no unclear relationship		
							in %		
----	total offences	completed	912,737	20.4	18.6	0.7	10.7	38.2	11.3
		attempted	63,352	13.1	15.1	0.7	10.6	48.3	12.1
		total	976,089	20.0	18.4	0.7	10.7	38.9	11.3
010000 +020000	murder and manslaughter	completed	578	46.4	23.4	0.0	7.6	10.0	11.1
		attempted	1,969	23.9	22.0	2.8	12.1	26.5	12.7
		total	2,547	29.0	22.3	2.5	11.1	22.7	12.4
110000	offences against sexual self-determination with use of violence or exploiting a state of dependence	completed	11,709	24.8	34.2	0.3	15.8	17.3	7.5
		attempted	2,373	16.3	22.4	0.5	11.1	39.2	10.4
		total	14,082	23.3	32.2	0.3	15.0	21.0	8.0
210000	robbery, extortion accompanied by violence, and assault on motorists with intent to rob	completed	44,155	2.4	7.5	0.4	7.0	62.0	20.6
		attempted	10,708	3.4	8.8	0.7	8.7	60.3	18.2
		total	54,863	2.6	7.7	0.4	7.3	61.7	20.2
220000	bodily injury	completed	573,119	22.7	19.5	0.8	10.9	35.3	10.9
		attempted	40,672	14.5	14.9	0.6	10.4	49.0	10.6
		total	613,791	22.2	19.2	0.7	10.9	36.2	10.9
230000	offences against personal freedom	completed	211,643	22.7	21.2	0.9	13.0	30.1	12.0
		attempted	6,437	16.4	20.4	0.8	14.7	35.1	12.6
		total	218,080	22.5	21.2	0.9	13.1	30.3	12.0

*) All relatives in accordance with Section 11 (1) No. 1 of the German Penal Code (therefore includes in-laws, fiancés, divorced partners, foster parents and foster children).

**) Only foreigners of the same nationality (no relatives or acquaintances).

¹ The closest relationship always has priority.

In completed murder and manslaughter cases, two of three offences involved relatives or close acquaintances (69.8 %, 2011: 66.0%). 35.1 % (2011: 34.4.2 %) of the victims of murder or manslaughter had no previous relations with the suspect, or these remained unclear. More than every second offence against sexual self-determination that included the use of violence or exploiting a state of dependence was committed by relatives or close acquaintances; 29.0 % of the victims had no previous relations with the suspect, or these remained unclear. Overall, robberies accounted for the largest share of offences where no previous relationship was involved (more than three fifth), with the previous relationship remaining unclear in almost one fifth of these cases. On the other hand, in the case of robberies committed in residences, relatives and acquaintance were established as suspects with regard to one of every three victims.

7 Recording of losses for individual offences or for offence categories

7 – T01

Key no.	Offence (categories)	Completed cases *)	Percentage of the loss cases with				Amount of loss in millions of euros
			under 50 Euros	50 < 500	500 < 5.000	> 5.000	
----	total offences	3,171,462	31.1	43.0	21.4	4.5	7,668.5
210000	robberies, including:	39,173	26.5	46.1	24.2	3.2	51.6
211000	to the prejudice of financial institutions and post offices	214	7.0	8.4	20.1	64.5	5.2
212000	to the prejudice of other cash points and businesses	3,713	5.9	27.1	56.1	10.9	15.5
213000	to the prejudice of cash and valuables transports	107	3.7	6.5	33.6	56.1	2.5
214000	assault on motorists with intent to rob (Sect. 316a PC)	247	14.6	59.1	18.6	7.7	1.1
216000	handbag robbery	2,695	17.6	63.7	18.2	0.5	1.0
217000	other robberies in streets, lanes or public places (excluding handbag robbery)	16,673	23.9	53.3	21.8	1.0	8.1
219000	robberies in residences	2,447	21.7	40.7	31.6	6.0	4.8
3***00	theft without aggravating circumstances, including:	1,249,749	35.3	48.0	15.4	1.3	592.3
326*00	shoplifting	337,946	74.3	23.0	2.7	0.1	26.8
4***00	theft committed under aggravating circumstances, including:	858,343	11.3	46.1	35.0	7.7	1,688.6
4**100	of motor vehicles	22,046	3.1	2.9	21.8	72.2	361.5
410*00	in/from office, manufacturing, workshop and storage premises	66,052	13.7	30.7	42.5	13.1	225.6
425*00	in/from department stores, salesrooms, self-service stores	37,361	17.6	41.9	31.4	9.1	85.6
435*00	theft by burglary of a dwelling (Sect. 244 (1) no. 3 PC)	87,806	10.5	19.4	48.1	22.0	404.8
450*00	from motor vehicles	163,741	11.3	50.3	35.0	3.3	173.9
510000	fraud, including:	867,944	45.4	34.0	16.1	4.6	2,268.4
515000	fraudulent obtaining of services	255,963	90.7	9.1	0.2	0.0	6.0
520000	breaches of trust (Sects. 266, 266a, 266b PC)	25,643	14.0	16.0	42.7	27.3	812.2
530000	embezzlement	108,815	25.1	46.5	21.0	7.3	256.1
560000	bankruptcy offences	3,763	60.5	1.1	6.2	32.2	260.4
712000	offences under the Stock Corporation Act, Cooperatives Act, Limited Liability Company Act, Commercial Code, Accounting Code	7,125	37.2	1.0	7.2	54.6	1,647.4

*) Losses are recorded only for completed offences.

Based on the amount of loss, the individual cases are combined to form case groups. In 2012 almost three quarter of the less serious shoplifting cases (74.3 %) on record involved losses of less than 50 Euros, and the same applied to many of the property offences (especially fraudulent obtaining of services: 90.7 %). The large total losses resulting from fraud are due, among other things, to several extensive criminal investigations that involve numerous individual cases and large losses. If no figures for losses were available, a symbolic loss of 1 Euro was recorded. This explains the large share of losses classified in the under-50 Euros category, for example in the case of bankruptcy offences or offences under the Stock Corporation Act, the Trade and Industrial Cooperatives Act, the Limited Liability Company Act, the Commercial Code or the Accounting Act.

The total recorded losses from theft amounted to more than 2.0 billion Euros.

8 Suspects

3,259,822 cases were cleared up in 2012, and 2,094,118 suspects were recorded in the Police Crime Statistics.

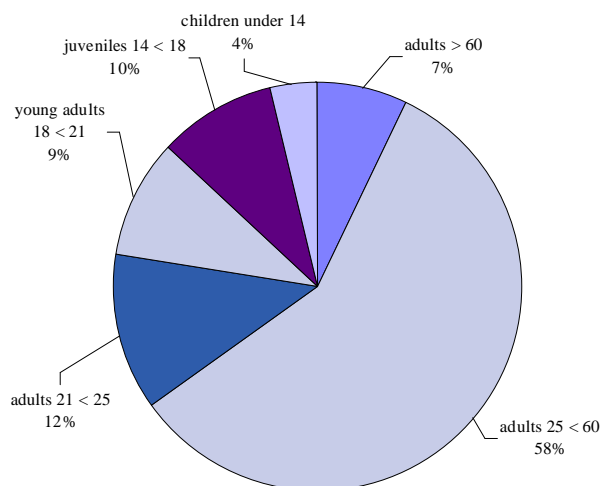
Age and sex of suspects

8 – T01

Age group	Suspects						
	Total	Change compared with prev. Year (in %)	Distribution %	male		female	
				number	in %	number	in %
Suspects - total	2,094,118	-0.9	100.0	1,562,190	74.6	531,928	25.4
Suspects, excluding children, who cannot be held responsible under criminal law	2,018,669	-0.4	96.4	1,508,455	74.7	510,214	25.3
Children	75,449	-11.9	3.6	53,735	71.2	21,714	28.8
up to age 6	1,299	5.6	0.1	796	61.3	503	38.7
6 < 8	2,875	-13.2	0.1	2,261	78.6	614	21.4
8 < 10	7,731	-12.6	0.4	6,166	79.8	1,565	20.2
10 < 12	18,060	-13.0	0.9	13,887	76.9	4,173	23.1
12 < 14	45,484	-11.6	2.2	30,625	67.3	14,859	32.7
Juveniles	200,257	-6.7	9.6	140,021	69.9	60,236	30.1
14 < 16	91,314	-8.2	4.4	60,025	65.7	31,289	34.3
16 < 18	108,943	-5.4	5.2	79,996	73.4	28,947	26.6
Young adults (18 < 21)	196,255	-4.0	9.4	150,979	76.9	45,276	23.1
adults	1,622,157	0.9	77.5	1,217,455	75.1	404,702	24.9
21 < 23	135,059	-0.5	6.4	104,228	77.2	30,831	22.8
23 < 25	126,164	2.3	6.0	97,585	77.3	28,579	22.7
25 < 30	265,301	2.8	12.7	203,676	76.8	61,625	23.2
30 < 40	392,467	1.9	18.7	298,301	76.0	94,166	24.0
40 < 50	342,751	-1.6	16.4	255,212	74.5	87,539	25.5
50 < 60	208,125	1.5	9.9	151,484	72.8	56,641	27.2
60 and older	152,290	-0.2	7.3	106,969	70.2	45,321	29.8

Suspects by age group in relation of tota offences

8 – G01



Note:

Children who cannot be held responsible under criminal law due to their age and mentally ill persons who also cannot be held responsible under criminal law are included as suspects because the judiciary, and not the police, must decide on the question of guilt. This recording practice is also due to the statistics-keeping system, because it is not possible to exclude the offences committed by this group of persons from the case statistics.

Developments regarding juvenile suspects in individual fields of crime

8 – T02

Key no.	offence (categories)	german juveniles				non-german juveniles			
		2012	2011	change number	in %	2012	2011	change number	in %
----	total offences	162,471	175,002	-12,531	-7.2	37,786	39,734	-1,948	-4.9
220000	bodily injury	37,640	41,706	-4,066	-9.7	8,943	10,318	-1,375	-13.3
232300	threats (sec. 241 PC)	5,453	6,182	-729	-11.8	1,150	1,245	-95	-7.6
4**000	"aggravated" theft	14,023	16,174	-2,151	-13.3	3,508	3,883	-375	-9.7
*26*00	shoplifting - total	37,886	42,754	-4,868	-11.4	8,601	9,499	-898	-9.5
673000	insulting	12,045	12,096	-51	-0.4	1,988	2,180	-192	-8.8
674000	damage to property	26,184	29,669	-3,485	-11.7	2,727	3,351	-624	-18.6
730000	drug offences including:	17,682	14,587	3,095	21.2	2,450	2,098	352	16.8
731800	cannabis and preparations thereof	15,741	12,811	2,930	22.9	2,297	1,928	369	19.1
+ 732800									
+ 733800									

Compared to 2011, the number of German suspects in the "juveniles" category decreased and the number of non-German suspects decreased, too. Despite a decrease, shoplifting and bodily injury account for the largest share of offences recorded here, followed by property damage.

German suspects – number of suspects per 100,000

It is not possible to calculate realistic figures for non-German suspects, because unregistered foreign nationals who are in Germany legally (such as tourists, business travelers, visitors, cross-border commuters, members of the foreign armed forces stationed in Germany or diplomats), or illegally, are not included in the German population statistics. In addition, even the extrapolated figures for the foreign population registered as residents in Germany are highly unreliable.

8 – T03

age group	number of german inhabitants (01.01.2012*)			number of german suspects			number of suspects per 100,000		
	total	male	female	total	male	female	total	male	female
suspects 8 years and older	69,237,327	33,748,602	35,488,725	1,588,895	1,175,440	413,455	2,295	3,483	1,165
suspects excluding children	65,040,219	31,595,630	33,444,589	1,528,110	1,132,049	396,061	2,349	3,583	1,184
Children 8 years and older	4,197,108	2,152,972	2,044,136	60,785	43,391	17,394	1,448	2,015	851
8 < 10	1,351,124	693,234	657,890	6,657	5,397	1,260	493	779	192
10 < 12	1,424,888	729,777	695,111	15,653	12,163	3,490	1,099	1,667	502
12 < 14	1,421,096	729,961	691,135	38,475	25,831	12,644	2,707	3,539	1,829
juveniles	2,893,153	1,485,444	1,407,709	162,471	112,304	50,167	5,616	7,560	3,564
14 < 16	1,469,553	754,486	715,067	75,605	49,098	26,507	5,145	6,507	3,707
16 < 18	1,423,600	730,958	692,642	86,866	63,206	23,660	6,102	8,647	3,416
young adults (18 < 21)	2,319,149	1,187,811	1,131,338	152,989	117,436	35,553	6,597	9,887	3,143
adults	59,827,917	28,922,375	30,905,542	1,212,650	902,309	310,341	2,027	3,120	1,004
21 < 23	1,768,289	905,248	863,041	103,136	79,399	23,737	5,833	8,771	2,750
23 < 25	1,791,654	918,028	873,626	93,544	71,985	21,559	5,221	7,841	2,468
25 < 30	4,269,757	2,182,180	2,087,577	188,857	143,758	45,099	4,423	6,588	2,160
30 < 40	8,132,601	4,134,382	3,998,219	259,289	194,376	64,913	3,188	4,701	1,624
40 < 50	12,146,838	6,174,727	5,972,111	260,096	191,405	68,691	2,141	3,100	1,150
50 < 60	11,081,822	5,543,871	5,537,951	172,977	126,120	46,857	1,561	2,275	846
60 and older	20,636,956	9,063,939	11,573,017	134,751	95,266	39,485	653	1,051	341

*) Source: German Federal Statistical Office

**) Suspects in each age group per 100,000 inhabitants in the same age group ("Children" and "total" excluding children under 8; key date: 01.01.2012)

In connection with these statistics, it should be kept in mind that the offences committed to a large extent by children and juveniles are generally less serious infractions such as shoplifting, theft of two-wheeled vehicles, fraudulent obtaining of services ("fare dodging") and property damage. Statistical developments for these offences can depend, among other things, on the extent to which crime is reported by victims or witnesses. The frequently episodic character of child and juvenile delinquency should also be taken into account. However, the fact that a minority of young suspects can be expected to pursue a criminal "career" in the future should not be overlooked.

Judged by their share of the overall population, juveniles and young adults account for the highest incidence of crime, while the lowest incidence is among persons over 60 and children under 10 years of age. The incidence of crime is much higher in all age groups of the male population, which is particularly true in the "young adult" and "adult (21-25)" categories. Due to developmental factors, the highest rates are for male suspects from 16 to just under 21 years of age, while the highest rates for young females can be found in the age group from 14 to just under 16 years of age.

However, when interpreting these statistics, it is necessary to keep in mind that the possibilities for detection and clearance probably vary from one age group to the next, and that there is also a demographic effect ascertainable due to long-term decreasing birth rates in Germany.

Suspects from EU-Member States by nationalities

8 – T04

Suspects	2012		2011		2010		2009		2008	
	number	in %	number	in %	number	in %	number	in %	number	in %
EU-member states without Germany	171,530	100.0	158,280	100.0	147,454	100.0	137,435	100.0	136,487	100.0
Austria	5,283	3.1	5,460	3.4	5,748	3.9	5,890	4.3	6,265	4.6
Belgium	1,853	1.1	1,908	1.2	1,757	1.2	1,684	1.2	1,804	1.3
Bulgaria	13,347	7.8	10,960	6.9	8,300	5.6	6,372	4.6	4,906	3.6
Cyprus	34	0.0	30	0.0	24	0.0	34	0.0	25	0.0
Czech Republic	4,550	2.7	4,262	2.7	4,608	3.1	4,523	(3.3)	4,685	(3.4)
Denmark	867	0.5	960	0.6	983	0.7	994	0.7	967	0.7
Estonia	526	0.3	528	0.3	498	0.3	385	0.3	340	0.2
Finland	261	0.2	243	0.2	247	0.2	220	0.2	216	0.2
France	7,566	4.4	7,638	4.8	7,398	5.0	7,619	5.5	7,500	5.5
Greece	9,547	5.6	8,890	5.6	9,169	6.2	9,173	6.7	9,338	6.8
Hungary	4,226	2.5	3,427	2.2	3,009	2.0	2,685	2.0	2,655	1.9
Ireland	438	0.3	486	0.3	458	0.3	481	0.3	402	0.3
Italy	22,618	13.2	22,722	14.4	23,657	16.0	23,661	17.2	24,113	17.7
Latvia	2,550	1.5	2,410	1.5	2,054	1.4	1,361	1.0	1,025	0.8
Lithuania	4,451	2.6	3,969	2.5	3,381	2.3	2,833	2.1	3,063	2.2
Luxembourg	554	0.3	638	0.4	525	0.4	509	0.4	532	0.4
Malta	16	0.0	18	0.0	28	0.0	13	0.0	17	0.0
Netherlands	6,940	4.0	6,948	4.4	6,894	4.7	6,904	5.0	6,248	4.6
Poland	37,497	21.9	34,966	22.1	31,771	21.5	30,094	21.9	31,223	22.9
Portugal	4,587	2.7	4,491	2.8	4,347	2.9	4,411	3.2	4,414	3.2
Romania	32,414	18.9	26,438	16.7	21,863	14.8	16,979	12.4	16,000	11.7
Slovakia	2,450	1.4	2,176	1.4	2,062	1.4	2,010	1.5	2,016	1.5
Slovenia	932	0.5	944	0.6	877	0.6	857	0.6	960	0.7
Spain	3,870	2.3	3,580	2.3	3,467	2.4	3,332	2.4	3,322	2.4
Sweden	748	0.4	730	0.5	758	0.5	765	0.6	727	0.5
United Kingdom	3,405	2.0	3,458	2.2	3,571	2.4	3,646	2.7	3,724	2.7

Note:

In 2009 the PCS started to count the "real" number of suspects at federal level. The number of suspects is therefore not comparable with those in earlier years.

Non-German suspects by nationalities

8 – T05

Nationality	Total 2012	% - share in relation to non-German suspects							
		2011	2010	2009	2008	2007	2006	2005	2004
Non-German suspects total number	502,390	100.0	100.0	100.0	100.0	100.0	100.0	100.0	100.0
			(484,529)	(471,812)	(462,378)	(471,067)	(490,278)	(503,032)	(519,573)
Turkey	92,540	18.4	20.0	21.1	22.2	22.6	22.0	21.4	21.3
Poland	37,497	7.5	7.2	6.7	6.5	6.6	6.8	7.0	7.0
Romania	32,414	6.5	5.5	4.6	3.7	3.4	3.1	3.1	2.7
Italy	22,618	4.5	4.7	5.0	5.1	5.1	5.0	5.0	5.0
*) Serbia	22,352	4.4	4.3	4.2	4.0	5.0	4.1	0.0	0.0
iraq	13,347	2.7	2.3	1.8	1.4	1.0	0.8	1.2	1.3
Russian Federation	12,138	2.4	2.4	2.5	2.5	2.6	2.8	2.9	3.2
Bulgaria	11,083	2.2	1.9	1.8	1.3	0.0	0.0	0.0	0.0
Irak	11,010	2.2	2.4	2.6	2.9	2.7	2.6	2.2	2.1
*) Afghanistan	10,834	2.2	2.1	1.6	1.4	0.9	0.9	0.9	1.0
Greece	9,547	1.9	1.8	1.9	2.0	2.0	2.0	2.0	2.0
Bosnia and Herzegovina	8,696	1.7	1.7	1.8	1.8	1.9	1.8	1.8	1.7
France	7,805	1.6	1.5	1.4	1.3	1.4	1.4	1.5	1.5
Croatia	7,566	1.5	1.6	1.6	1.6	1.6	1.6	1.7	1.6
Kroatien	7,067	1.4	1.5	1.7	1.7	1.7	1.7	1.7	1.6
The Netherlands	6,940	1.4	1.4	1.5	1.5	1.3	1.2	1.1	1.1
Marocco	6,905	1.4	1.3	1.4	1.4	1.5	1.5	1.5	1.5
Macedonia	6,892	1.4	1.2	1.3	1.3	1.3	1.7	2.0	1.9
Lebanon	6,750	1.3	1.3	1.2	1.0	1.1	1.1	1.1	0.9
Libanon	6,082	1.2	1.3	1.3	1.5	1.6	1.6	1.5	1.5
Syrien	5,926	1.2	0.9	0.8	0.7	0.7	0.6	0.6	0.6
Austria	5,571	1.1	1.2	1.5	1.6	1.7	1.7	1.7	1.8
Österreich	5,283	1.1	1.1	1.2	1.3	1.3	1.3	1.3	1.2
USA	4,841	1.0	0.9	1.0	1.1	1.1	1.1	1.2	1.2
Czech Republic	4,589	0.9	0.7	0.5	0.5	0.5	0.5	0.6	0.6
** other	162,307	28.1	27.5	28.1	28.8	29.3	30.9	35.1	35.6

*) In 2009, as far as the nationalities of the suspects are concerned, the PCS contains 5,053 "old cases" referring to Yugoslavia, 3,271 "old cases" referring to Serbia and Montenegro and 1,827 referring to Montenegro.

**) Including unclarified nationalities and stateless suspects.

Note:

In 2009 the PCS started to count the "real" number of suspects at federal level. The number of suspects is therefore not comparable with those in earlier years.

Development regarding non-German suspects

8 – T06

Year	Recorded cases total			Total offences, excluding offences against the Residence Act, the Asylum Procedures Act, and the Freedom of Movement Act/E.U. (since 2005 key no. 890000)		
	Suspects total	Non-German-Suspects absolut	in %	Suspects total	Non-German-Suspects absolut	in %
1998	2,319,895	628,477	27.1	2,122,307	441,694	20.8
1999	2,263,140	601,221	26.6	2,073,194	422,871	20.4
2000	2,286,372	589,109	25.8	2,106,900	421,517	20.0
2001	2,280,611	568,384	24.9	2,107,284	405,929	19.3
2002	2,326,149	566,918	24.4	2,163,629	415,526	19.2
2003	2,355,161	553,750	23.5	2,212,424	421,372	19.0
2004	2,384,268	546,985	22.9	2,267,920	438,775	19.3
*) 2005	2,313,136	519,573	22.5	2,238,550	448,544	20.0
2006	2,283,127	503,037	22.0	2,204,819	427,911	19.4
2007	2,294,883	490,278	21.4	2,225,139	423,288	19.0
2008	2,255,693	471,067	20.9	2,196,728	414,347	18.9
**) 2009	2,187,217	462,378	21.1	2,133,703	410,518	19.2
2010	2,152,803	471,812	21.9	2,098,601	419,232	20.0
2011	2,112,843	484,529	22.9	2,054,232	427,259	20.8
2012	2,094,118	502,390	24.0	2,025,952	435,559	21.5

- *) until 2004: Calculated manually. For technical reasons (counting of "real" number of suspects, see page 46) the list "excluding offences against the Residence Act, the Asylum Procedures Act, and the Freedom of Movement Act/EU" also did not contain the suspects who - besides offences against the Aliens Act and the Asylum Procedures Act - were at the same time charged with other offences, such as theft. For this reason, the figures are/were too low.
- from 2005: Key 890000 "total offences, excluding offences against the Residence Act, the Asylum Procedures Act and the Freedom of Movement Act/EU (key 725000)". The counting of the "real" number of suspects is considered here.

Note:

In 2009 the PCS started to count the "real" number of suspects at federal level. The number of suspects is therefore not comparable with those in earlier years.

9 Case trends and clearing up of offences or categories of offences

Notes:

N = new key number

Ch = content-related/editorial change

CR = Clearance rate

x If the base number (for the cases recorded in 2011) is less than 100, no rate of increase is calculated.

(-) content-related change: comparisons with the previous year are not possible

Clearance rates higher than 100 % can be explained in part by the fact that cases from previous years were cleared up during the period under review..

High rates of increase can be attributed in part to investigative complexes that include numerous individual cases..

The number of attempts is integrated in the number of cases. Especially offences against life include a high rate of attempts.

Due to the change from four-digit key numbers to six-digit key numbers in 2009, it is now possible to present the development in a more differentiated way than in the years before. For reasons of space, but also for the sake of clarity, a reduced version of the six-digit key numbers is presented here. The reduction exclusively concerns the theft category (3***00, 4***00, *****00) which continues to be presented on the basis of the four-digit numbering system.

Key no.	Offence (categories)	Recorded cases		Change		CR %	
		2012	2011	Number	in %	2012	2011
-----	Offences - total	5,997,040	5,990,679	6,361	0.1	54.4	54.7
000000	Offences against life	3,028	3,135	-107	-3.4	91.1	92.2
010000	murder (Sect. 211 PC)	630	723	-93	-12.9	96.0	95.6
010079	other types of murder	559	641	-82	-12.8	95.9	94.9
011000	robbery attended with murder	52	56	-4	x	98.1	100.0
012000	sexual murder	19	26	-7	x	94.7	103.8
020000	manslaughter and killing another at his own request (Sects. 212, 213, 216 PC)	1,496	1,451	45	3.1	95.8	96.4
020010	manslaughter (Sect. 212 PC)	1,478	1,432	46	3.2	95.9	96.4
020020	less serious case of manslaughter (Sect. 213 PC)	5	7	-2	x	60.0	85.7
020030	killing a person at the person's own request (Sect. 216 PC)	13	12	1	x	100.0	100.0
030000	homicide by negligence (Sect. 222 PC) (not associated with traffic accidents)	844	830	14	1.7	79.1	80.8
040000	abortion (Sects. 218, 218b, 218c, 219a, 219b PC)	58	131	-73	-55.7	91.4	97.7
040010	termination of pregnancy (Sects. 218)	49	108	-59	-54.6	93.9	99.1
040020	termination of pregnancy without a medical determination; incorrect medical determination (Sect. 218b PC)	5	7	-2	x	80.0	85.7
040030	breach of medical duties (Sect. 218c PC)	0	2	-2	x	0.0	100.0
040040	advertising for termination of pregnancy (Sect. 219a PC)	3	14	-11	x	66.7	92.9
040050	bringing means for termination of pregnancy into circulation (Sect. 219b PC)	1	0	1	x	100.0	0.0
100000	Offences against sexual self-determination	45,824	47,078	-1,254	-2.7	78.6	79.5
110000	with use of violence or exploiting a state of dependence (Sects. 174, 174a, 174b, 174c, 177, 178 PC)	13,729	14,012	-283	-2.0	81.2	82.4
111000	rape and sexual coercion (Sects. 177 (2, 3 and 4), 178 PC) of which:	8,031	7,539	492	6.5	80.7	82.5
111100	by sudden attack (individual offender) under Sect. 177 (2) no. 1, (3 and 4) PC	1,536	1,736	-200	-11.5	63.9	70.2
111200	by sudden attack (group of offenders) (Sect. 177 (2) no. 2 PC)	165	155	10	6.5	38.2	34.8
111300	by a group of offenders (Sect. 177 (2) no. 2 PC)	343	354	-11	-3.1	63.6	65.3
111400	other offences under Sect. 177 (2) no. 1, (3 and 4) PC	5,986	5,294	692	13.1	87.2	89.1
111500	rape/sexual coercion attended by death (Sect. 178 PC)	1	0	1	x	100.0	0.0
112000	other types of sexual coercion under Sect. 177 (1 and 5) PC	4,971	5,797	-826	-14.2	79.9	80.6
113000	sexual abuse of persons under offender's care, taking advantage of official status or a confidential relationship (Sects. 174, 174a-c PC) including:	727	676	51	7.5	95.6	97.2
113010	sexual abuse of wards starting at the age of 14 years (Sect. 174 PC)	490	501	-11	-2.2	95.5	97.8
113020	sexual abuse of prisoners/persons in custody etc. starting at the age of 14 years (Sect. 174a PC)	23	64	-41	x	95.7	90.6
113030	sexual abuse by exploiting a position in a public office to the detriment of persons of persons over 14 (Sect. 174b PC)	9	6	3	x	88.9	100.0

Key no.	Offence (categories)	Recorded cases		Change		CR %	
		2012	2011	Number	in %	2012	2011
113040	sexual abuse - exploitation of a counseling, treatment or care relationship to the detriment of persons 14 and older (Sect. 174c PC)	205	105	100	95.2	96.1	98.1
130000	sexual abuse (Sects. 176, 176a, 176b, 179, 182, 183, 183a PC) of which:	22,548	22,342	206	0.9	74.6	75.2
131000	sexual abuse of children (Sects. 176, 176a, 176b PC) including:	12,623	12,444	179	1.4	84.7	85.1
131010	acts under Sect. 176 (5) PC	117	185	-68	-36.8	88.0	88.6
131100	sexual acts under Sect. 176 (1 and 2) PC	5,771	5,729	42	0.7	90.2	92.0
131200	indecent exposure/sexual acts in front of children (Sect. 176 (4) no. 1 PC)	1,877	2,063	-186	-9.0	54.0	54.2
131300	sexual acts under Sect. 176 (4) no. 2 PC	664	711	-47	-6.6	87.7	89.9
131400	exerting influence on children under Sect. 176 (4) no. 3 and 4 PC	1,406	934	472	50.5	85.6	79.3
131500	consummation of sexual intercourse with a child or other acts under Sect. 176a (2) no. 1 PC	1,069	1,134	-65	-5.7	93.1	95.2
131600	serious sexual abuse of children for the purpose of producing and distributing pornographic material (Sect. 176a (3) PC)	149	100	49	49.0	92.6	89.0
131700	other types of serious sexual abuse of children under Sect. 176a PC	1,569	1,588	-19	-1.2	92.2	93.5
131800	sexual abuse of children attended by death (Sect. 176b PC)	1	0	1	x	100.0	0.0
132000	indecent exposure and indecent acts in public (Sects. 183, 183a PC)	7,510	7,525	-15	-0.2	53.6	54.0
132010	exhibitionist acts (Sect. 183)	6,768	6,504	264	4.1	51.2	49.9
132020	creating a public nuisance (Sect. 183a PC)	742	1,021	-279	-27.3	74.9	80.7
133000	sexual abuse of juveniles (Sect. 182 PC)	1,005	1,014	-9	-0.9	90.9	92.2
134000	sexual abuse of persons incapable of resisting (Sect. 179 PC)	1,410	1,359	51	3.8	85.2	89.3
140000	exploiting sexual inclinations (Sects. 180, 180a, 181a, 184, 184a, 184b, 184c, 184d, 184e PC) including:	9,547	10,724	-1,177	-11.0	84.1	84.8
140010	engaging in prohibited prostitution (Sect. 184e PC)	1,439	1,539	-100	-6.5	99.2	99.7
140020	youth-endangering prostitution (Sect. 184f PC)	17	21	-4	x	88.2	95.2
141000	encouraging sexual acts of minors or exploiting prostitution (Sects. 180, 180a PC) of which:	153	202	-49	-24.3	89.5	85.6
141100	encouraging sexual acts of minors (Sect. 180 PC)	109	140	-31	-22.1	87.2	82.1
141200	exploitation of prostitution (Sect. 180a PC)	44	62	-18	x	95.5	93.5
142000	exploiting another's prostitution (Sect. 181a PC)	229	238	-9	-3.8	90.4	90.8
143000	distribution of pornographic material (products) (Sects. 184, 184a, 184b, 184c PC) including:	7,709	8,724	-1,015	-11.6	81.0	82.0
143010	other forms of dissemination of writings (products) depicting pornography pursuant (Sect. 184 PC)	603	675	-72	-10.7	71.0	75.0
143020	dissemination of violent writings or writings depicting pornography with animals pursuant (Sect. 184a PC)	109	86	23	x	78.9	79.1
143030	dissemination of pornographic presentations via radio, media services or teleservices pursuant (Sect. 184d PC)	102	214	-112	-52.3	48.0	41.6
143100	to persons under 18 years of age (Sect. 184 (1) subparas 1, 2, 5 PC)	621	689	-68	-9.9	85.5	83.2
143200	distribution of child pornography on a commercial/gang-type basis (Sect. 184b (3) PC)	43	60	-17	x	86.0	68.3
143300	possession/procurement of child pornography (Sect. 184b (2), (4) PC)	3,239	3,896	-657	-16.9	91.8	90.6
143400	distribution of child pornography (Sect. 184b (1) PC)	2,465	2,376	89	3.7	67.7	72.8
143500	distribution of juvenile pornography writings (products) with the offender acting on a commercial basis or as a member of a gang pursuant (Sect. 184c (3) PC)	8	7	1	x	62.5	71.4
143600	possession/procurement of juvenile pornography pursuant (Sect. 184c (2), (4) PC)	272	400	-128	-32.0	94.1	97.3
143700	distribution of juvenile pornography pursuant (Sect. 184c (1) PC)	247	321	-74	-23.1	83.8	68.8
200000	Acts of brutality and offences against personal freedom	788,816	781,679	7,137	0.9	86.1	86.5
210000	robbery, extortion accompanied by violence, and assault on motorists with intent to rob (Sects. 249-252, 255, 316a PC)	48,711	48,021	690	1.4	51.0	52.7
210010	other forms of robbery (Sect. 249 PC)	3,226	3,050	176	5.8	51.6	50.9
210020	serious robbery (Sect. 250 PC)	1,331	1,169	162	13.9	46.1	49.8
210030	robbery resulting in death (Sect. 251 PC)	0	1	-1	x	0.0	100.0
210040	theft resembling robbery (Sect. 252 PC)	7,737	7,623	114	1.5	73.3	74.5
210050	extorsion resembling robbery (Sect. 255 PC)	3,698	3,642	56	1.5	70.4	73.2

Key no.	Offence (categories)	Recorded cases		Change		CR %	
		2012	2011	Number	in %	2012	2011
211000	to the prejudice of financial institutions and post offices/postal agencies of which:	280	324	-44	-13.6	67.1	72.2
211100	robberies of financial institutions (banks/savings banks)	202	254	-52	-20.5	76.2	81.5
211110	robbery of financial institutions (banks/savings banks), Sect. 249 PC	8	17	-9	x	100.0	94.1
211120	serious robbery of financial institutions (banks/savings banks) (Sect. 250 PC)	56	82	-26	x	76.8	82.9
211130	robbery resulting in death of financial institutions (banks/savings banks) (Sect. 251 PC)	0	0	0	x	0.0	0.0
211150	extortion resembling robbery of financial institutions (banks/savings banks) (Sect. 255 PC)	138	155	-17	-11.0	74.6	79.4
211200	robberies of post offices and postal agencies	78	70	8	x	43.6	38.6
211210	robbery of post offices and postal agencies (Sect. 249 PC)	12	13	-1	x	41.7	46.2
211220	serious robbery of post offices and postal agencies (Sect. 250 PC)	46	33	13	x	39.1	33.3
211230	robbery resulting in death of post offices and postal agencies (Sect. 251 PC)	0	0	0	x	0.0	0.0
211250	extortion resembling robbery of post offices and postal agencies (Sect. 255 PC)	20	24	-4	x	55.0	41.7
212000	other cash points and businesses including:	4,748	4,828	-80	-1.7	46.8	48.5
212010	robbery of other cash points or businesses (Sect. 249 PC)	374	437	-63	-14.4	45.2	38.9
212020	serious robbery of other cash points or businesses (Sect. 250 PC)	1,406	1,534	-128	-8.3	44.4	45.2
212030	robbery resulting in death of other cash points or businesses (Sect. 251 PC)	0	0	0	x	0.0	0.0
212050	extortion resembling robbery of other cash points or businesses (Sect. 251 PC)	845	863	-18	-2.1	44.3	53.3
212100	gambling halls	1,315	1,165	150	12.9	47.0	45.8
212110	robbery of gambling halls (Sect. 249 PC)	181	152	29	19.1	49.7	47.4
212120	serious robbery of gambling halls (Sect. 250 PC)	751	657	94	14.3	44.9	47.9
212130	robbery resulting in death of gambling halls (Sect. 251 PC)	0	0	0	x	0.0	0.0
212150	extortion resembling robbery of gambling halls (Sect. 255 PC)	383	356	27	7.6	49.9	41.3
212200	filling stations	808	829	-21	-2.5	54.3	58.6
212210	robbery of filling stations (Sect. 249 PC)	85	75	10	x	43.5	52.0
212220	serious robbery of filling stations (Sect. 250 PC)	397	401	-4	-1.0	57.4	59.6
212230	robbery resulting in death of filling stations (Sect. 251 PC)	0	1	-1	x	0.0	100.0
212250	extortion resembling robbery of filling stations (Sect. 255 PC)	326	352	-26	-7.4	53.4	58.8
213000	transports of cash and valuables of which:	133	129	4	3.1	42.9	32.6
213100	cash couriers and cash-department staff	128	129	-1	-0.8	40.6	32.6
213110	robbery of cash couriers and cash-department (Sect. 249 PC)	61	71	-10	x	32.8	29.6
213120	serious robbery of cash couriers and cash-department (Sect. 250 PC)	55	54	1	x	47.3	35.2
213130	robbery resulting in death of cash couriers and cash-department (Sect. 251 PC)	0	0	0	x	0.0	0.0
213150	extortion resembling robbery of cash couriers and cash-department (Sect. 255 PC)	12	4	8	x	50.0	50.0
213200	special cash-carrying vehicles	5	0	5	x	100.0	0.0
213210	robbery of special cash-carrying vehicles (Sect. 249 PC)	2	0	2	x	100.0	0.0
213220	serious robbery of special cash-carrying vehicles (Sect. 250 PC)	3	0	3	x	100.0	0.0
213230	robbery resulting in death of special cash-carrying vehicles (Sect. 251 PC)	0	0	0	x	0.0	0.0
213250	extortion resembling robbery of special cash-carrying vehicles (Sect. 255 PC)	0	0	0	x	0.0	0.0
214000	assault on motorists with intent to rob (Sect. 316a PC) including:	354	335	19	5.7	45.5	50.4
214079	assault of other motor vehicle drivers resembling robbery	149	142	7	4.9	44.3	45.1
214100	robbing taxicab drivers	205	193	12	6.2	46.3	54.4
216000	handbag robbery	3,395	3,506	-111	-3.2	30.0	29.0
216010	handbag robbery pursuant (Sect. 249 PC)	3,202	3,307	-105	-3.2	29.0	28.2
216020	handbag robbery pursuant (Sect. 250 PC)	164	172	-8	-4.7	47.6	45.3
216030	handbag robbery resulting in death pursuant (Sect. 251 PC)	3	0	3	x	33.3	0.0

Key no.	Offence (categories)	Recorded cases		Change		CR %	
		2012	2011	Number	in %	2012	2011
216050	extortion resembling handbag robbery pursuant (Sect. 255 PC)	26	27	-1	x	42.3	25.9
217000	other robberies in streets, lanes or public places	20,647	20,363	284	1.4	40.2	42.7
217010	other robbery in streets, lanes or public places (Sect. 249 PC)	13,415	12,871	544	4.2	36.0	37.4
217020	other serious robbery in streets, lanes or public places (Sect. 250 PC)	2,748	2,655	93	3.5	40.4	42.3
217030	other robbery resulting in death in streets, lanes or public places (Sect. 251 PC)	3	5	-2	x	0.0	40.0
217050	other extortion resembling robbery in streets, lanes or public places (Sect. 255 PC)	4,481	4,832	-351	-7.3	52.7	57.0
218000	robbery committed to obtain narcotics	137	140	-3	-2.1	78.1	88.6
218010	robbery committed to obtain narcotics pursuant (Sect. 249 PC)	63	48	15	x	74.6	87.5
218020	serious robbery committed to obtain narcotics pursuant (Sect. 250 PC)	40	37	3	x	85.0	83.8
218030	robbery resulting in death committed to obtain narcotics pursuant (Sect. 251 PC)	0	0	0	x	0.0	0.0
218050	extortion resembling robbery committed to obtain narcotics pursuant (Sect. 255 PC)	34	55	-21	x	76.5	92.7
219000	robberies in residences	3,025	2,911	114	3.9	73.6	75.0
219010	robbery in residences pursuant (Sect. 249 PC)	1,385	1,323	62	4.7	70.7	72.3
219020	serious robbery in residences pursuant (Sect. 250 PC)	880	813	67	8.2	66.4	70.0
219030	robbery resulting in death in residences pursuant (Sect. 251 PC)	2	2	0	x	100.0	100.0
219050	extortion resembling robbery in residences pursuant (Sect. 255 PC)	758	773	-15	-1.9	87.1	84.7
220000	bodily injury (Sects. 223-227, 229, 231 PC)	546,576	541,254	5,322	1.0	88.2	88.5
221000	bodily injury resulting in death (Sects. 227, 231 PC)	81	75	6	x	87.7	86.7
221010	bodily injury resulting in death (Sect. 227 PC)	81	73	8	x	87.7	86.3
221020	participation in a brawl resulting in death (Sect. 231 PC)	0	2	-2	x	0.0	100.0
222000	dangerous and serious bodily injury (Sects. 224, 226, 231 PC) including:	136,077	139,091	-3,014	-2.2	81.4	82.3
222010	other places of commission of dangerous bodily injury pursuant (Sect. 224 PC)	71,626	71,230	396	0.6	87.2	88.5
222020	other places of commission of serious bodily injury (Sect. 226 PC)	415	420	-5	-1.2	84.6	90.5
222030	other places of participation in a brawl not resulting in death (Sect. 231 PC)	58	43	15	x	86.2	86.0
222100	dangerous and serious bodily injury in streets, lanes or public places	63,978	67,398	-3,420	-5.1	75.0	75.7
222110	dangerous bodily injury pursuant (Sect. 224 PC) in streets, lanes or public places	63,691	67,014	-3,323	-5.0	75.0	75.7
222120	serious bodily injury in streets, lanes or public places (Sect. 226 PC)	240	306	-66	-21.6	80.0	80.7
222130	participation in a brawl not resulting in death in streets, lanes or public places (Sect. 231 PC)	47	78	-31	x	87.2	83.3
223000	mistreatment of persons under offender's care (Sect. 225 PC) including:	4,565	4,768	-203	-4.3	96.5	97.4
223001	maltreatment of wards over the age of 14	1,115	1,185	-70	-5.9	95.5	94.9
223100	child abuse	3,450	3,583	-133	-3.7	96.8	98.3
CH 224000	(intentional slight) bodily injury (Sect. 223 PC)	383,928	374,367	9,561	2.6	90.6	90.8
225000	negligent bodily injury (Sect. 229 PC)	21,925	22,953	-1,028	-4.5	85.8	86.0
CH 230000	offences against personal freedom (Sects. 232-233a, 234, 235, 236, 238-239b, 240, 241, 316c PC) of which:	193,529	192,404	1,125	0.6	89.0	89.5
231000	kidnapping, child abduction, trafficking in children (Sects. 234-236 PC) including:	1,643	1,688	-45	-2.7	95.6	95.7
231100	kidnapping (Sect. 234 PC)	10	5	5	x	70.0	60.0
CH 231200	child abduction (under 18 years) (Sect. 235 PC)	1,627	1,676	-49	-2.9	95.8	96.0
231300	trafficking in children (Sect. 236 PC)	6	7	-1	x	83.3	42.9
CH 232000	forced marriage, deprivation of liberty, coercion, threats (Sects. 238, 239, 240, 241 PC) of which:	191,146	189,870	1,276	0.7	89.0	89.5
232100	deprivation of liberty (Sect. 239 PC)	5,060	4,789	271	5.7	90.2	91.0
232200	coercion (Sect. 240 PC)	62,631	63,120	-489	-0.8	85.4	86.3
232201	coercion in road traffic pursuant to Sect. 240 (4) no. 1 PC)	28,735	30,814	-2,079	-6.7	82.1	83.3
232279	other coercion pursuant (Sect. 240 (1 and 4) PC)	33,896	32,177	1,719	5.3	88.2	89.2
232300	threats (Sect. 241 PC)	98,807	96,923	1,884	1.9	91.4	91.5

Key no.	Offence (categories)	Recorded cases		Change		CR %		
		2012	2011	Number	in %	2012	2011	
	232400	stalking (Sect. 238 PC)	24,592	25,038	-446	-1.8	88.3	89.2
	232410	stalking pursuant (Sect. 238 (1) PC)	24,245	24,647	-402	-1.6	88.3	89.2
N	232420	stalking pursuant (Sect. 238 (2) PC)	334	372	-38	-10.2	92.5	90.1
	232430	stalking pursuant (Sect. 238 (3) PC)	13	19	-6	x	69.2	89.5
N	232500	forced marriage	56	0	56	x	89.3	0.0
	233000	extortionate kidnapping (Sect. 239a PC)	82	85	-3	x	74.4	82.4
	233079	other extortionate kidnapping	72	76	-4	x	79.2	81.6
	233100	extortionate kidnapping in connection with robbery of financial institutions, post offices and postal agencies	6	6	0	x	33.3	66.7
	233200	extortionate kidnapping in connection with robbery of other cash points and businesses	4	3	1	x	50.0	133.3
	233300	extortionate kidnapping in connection with robberies of transports of cash and valuables	0	0	0	x	0.0	0.0
	234000	hostage taking (Sect. 239b PC) including:	31	43	-12	x	93.5	90.7
	234079	other hostage taking	31	42	-11	x	93.5	92.9
	234100	hostage taking in connection with robberies of financial institutions, post offices or postal agencies	0	1	-1	x	0.0	0.0
	234200	hostage taking in connection with robberies of other cash points and businesses	0	0	0	x	0.0	0.0
	234300	hostage taking in connection with robberies of transports of cash and valuables	0	0	0	x	0.0	0.0
	235000	attacks on air and sea traffic (Sect. 316c PC)	4	2	2	x	50.0	0.0
	236000	trafficking in human beings with intent to exploit prostitution (Sect. 232 PC) of which:	558	636	-78	-12.3	86.2	84.9
	236100	trafficking in human beings with intent to exploit prostitution (Sect. 232 (1) PC)	350	417	-67	-16.1	86.0	83.7
	236200	trafficking in human beings to the prejudice of children with intent to exploit prostitution (Sect. 232 (3) no. 1 PC)	14	18	-4	x	64.3	66.7
	236300	trafficking in human beings with intent to exploit prostitution (Sect. 232 (3) no. 2 PC)	14	11	3	x	92.9	90.9
	236400	trafficking in human beings on a commercial or gang-type basis with intent to exploit prostitution (Sect. 232 (3) no. 3 PC)	44	56	-12	x	90.9	98.2
	236500	trafficking in human beings with intent to exploit prostitution (Sect. 232 (4) PC)	136	134	2	1.5	86.8	85.1
	237000	trafficking in human beings with intent to exploit man power (Sect. 233 PC) of which:	37	43	-6	x	89.2	90.7
	237100	trafficking in human beings with intent to exploit man power (Sect. 233 (1) PC)	27	36	-9	x	88.9	94.4
	237200	trafficking in human beings to the prejudice of children with intent to exploit man power (Sect. 233 (3) with reference to Sect. 232 (3) no. 1 PC)	0	1	-1	x	0.0	0.0
	237300	trafficking in human beings with intent to exploit man power (Sect. 233 (3) with reference to Sect. 232 (3) no. 2 PC)	0	0	0	x	0.0	0.0
	237400	trafficking in human beings on a commercial or gang-type basis with intent to exploit man power (Sect. 233 (3) with reference to Sect. 232 (3) no. 3 PC)	7	1	6	x	85.7	0.0
	237500	trafficking in human beings with intent to exploit manpower (Sect. 233 (3) with reference to Sect. 232 (4) PC)	3	5	-2	x	100.0	100.0
	238000	encouraging trafficking in human beings (Sect. 233a PC) of which:	28	37	-9	x	82.1	97.3
	238100	encouraging trafficking in human beings (Sect. 233a (1) PC) in connection with trafficking in human beings with intent to exploit prostitution (Sect. 232 PC)	19	27	-8	x	94.7	100.0
	238200	encouraging trafficking in human beings (Sect. 233a (1) PC) in connection with trafficking in human beings with intent to exploit man power (Sect. 233 PC)	2	2	0	x	100.0	100.0
	238300	encouraging trafficking in human beings (Sect. 233a (2) PC) in connection with trafficking in human beings with intent to exploit prostitution (Sect. 232 PC)	7	8	-1	x	42.9	87.5
	238400	encouraging trafficking in human beings (Sect. 233a (2) PC) in connection with trafficking in human beings with intent to exploit man power (Sect. 233 PC)	0	0	0	x	0.0	0.0
3***00	Theft without aggravating circumstances (Sects. 242, 247, 248 a-c PC)	1,281,299	1,290,502	-9,203	-0.7	39.2	40.8	
3**100	of motor vehicles (including taking without consent)	7,755	8,066	-311	-3.9	66.0	66.0	
3**200	of mopeds and motorcycles (including taking without consent)	5,968	6,371	-403	-6.3	33.8	35.7	

Key no.	Offence (categories)	Recorded cases		Change		CR %	
		2012	2011	Number	in %	2012	2011
3**300	of bicycles (including taking without consent)	59,833	62,370	-2,537	-4.1	23.4	23.4
3**400	of firearms	239	236	3	1.3	51.0	50.0
3**500	of non-cash means of payment	114,133	124,116	-9,983	-8.0	7.3	7.1
3**700	of/from coin-operated machines	3,298	2,832	466	16.5	33.1	27.4
3**800	of antiques, works of art and religious items	1,383	1,327	56	4.2	18.7	20.5
305*00	in/from banks, savings banks, post offices, and the like	2,618	2,498	120	4.8	37.4	38.1
310*00	in/from office, manufacturing, workshop, and storage premises	47,367	47,881	-514	-1.1	25.6	26.1
315*00	in/from restaurants, bars, canteens, hotels and boarding houses	41,863	39,265	2,598	6.6	14.5	14.8
325*00	in/from kiosks, department stores, sales rooms, self-service stores, store windows, showcases and display cases	384,747	409,855	-25,108	-6.1	85.2	85.6
326*00	shoplifting	345,873	370,319	-24,446	-6.6	92.5	92.7
CH 335*00	in/from dwellings	57,186	54,814	2,372	4.3	52.2	54.7
340*00	in/from attics, basements, laundry rooms	13,492	13,439	53	0.4	18.7	20.1
345*00	in/from predominantly unoccupied new or unfinished buildings, construction sites and site huts	14,549	15,231	-682	-4.5	14.6	15.0
CH 350*00	from the exterior/interior of motor vehicles	143,981	(-)	(-)	(-)	9.4	(-)
371000	of narcotics from pharmacies	34	30	4	x	50.0	70.0
372000	of narcotics from doctors' practices	38	19	19	x	63.2	73.7
373000	of narcotics from hospitals	215	217	-2	-0.9	49.8	53.9
374000	of narcotics from manufacturers and wholesale dealers	21	27	-6	x	38.1	29.6
375000	of prescription forms to procure narcotics	139	193	-54	-28.0	82.7	78.8
4***00	Theft committed under aggravating circumstances (Sects. 243-244a PC)	1,098,426	1,113,279	-14,853	-1.3	14.8	15.0
4**100	of motor vehicles	29,483	32,991	-3,508	-10.6	16.4	17.2
4**200	of mopeds and motorcycles	27,305	31,130	-3,825	-12.3	19.8	19.0
4**300	of bicycles	266,326	266,378	-52	0.0	6.6	6.8
4**400	of firearms	596	559	37	6.6	27.5	32.0
4**500	of non-cash means of payment	15,843	16,512	-669	-4.1	19.3	18.7
4**700	from/of coin-operated machines	15,409	16,013	-604	-3.8	21.3	19.8
4**800	of antiques, works of art and religious objects	1,547	1,036	511	49.3	45.4	17.7
405*00	in/from banks, savings banks, post offices, and the like	1,304	1,423	-119	-8.4	38.6	35.8
410*00	in/from office, manufacturing, workshop, and storage premises	98,516	100,055	-1,539	-1.5	19.8	20.5
415*00	in/from restaurants, bars, canteens, hotels and boarding houses	27,258	28,478	-1,220	-4.3	20.5	19.7
425*00	in/from kiosks, department stores, sales rooms, self-service stores, store windows, showcases and display cases	55,354	56,460	-1,106	-2.0	41.9	41.2
426*00	shoplifting	15,886	15,144	742	4.9	86.9	87.1
CH 435*00	theft by burglary of a dwelling (Sect. 244 (1) no. 3 PC)	144,117	132,595	11,522	8.7	15.7	16.2
436*00	daytime burglaries of residences	61,200	55,877	5,323	9.5	15.7	16.0
440*00	in/from attics, basements, laundry rooms	85,061	83,116	1,945	2.3	10.2	10.8
445*00	in/from predominantly unoccupied new or unfinished buildings, construction sites and site huts	18,601	19,116	-515	-2.7	10.8	11.6
CH 450*00	from the exterior/interior of motor vehicles	199,479	(-)	(-)	(-)	10.6	(-)
471000	of narcotics from pharmacies	166	185	-19	-10.3	31.9	41.6
472000	of narcotics from doctors' practices	146	134	12	9.0	45.9	44.8
473000	of narcotics from hospitals	65	62	3	x	32.3	37.1
474000	of narcotics from manufacturers and wholesale dealers	1	3	-2	x	0.0	33.3
475000	of prescription forms to procure narcotics	42	54	-12	x	23.8	25.9
****00	Total thefts	2,379,725	2,403,781	-24,056	-1.0	28.0	28.9
***100	of motor vehicles (including taking without consent)	37,238	41,057	-3,819	-9.3	26.7	26.8
***200	of mopeds and motorcycles (including taking without consent)	33,273	37,501	-4,228	-11.3	22.3	21.8
***300	of bicycles (including taking without consent)	326,159	328,748	-2,589	-0.8	9.7	10.0
***400	of firearms	835	795	40	5.0	34.3	37.4
***500	of non-cash means of payment	129,976	140,628	-10,652	-7.6	8.8	8.4
***700	of/from coin-operated machines	18,707	18,845	-138	-0.7	23.4	20.9

Key no.	Offence (categories)	Recorded cases		Change		CR %	
		2012	2011	Number	in %	2012	2011
***800	of antiques, works of art and religious objects	2,930	2,363	567	24.0	32.8	19.3
*05*00	in/from banks, savings banks, post offices, and the like	3,922	3,921	1	0.0	37.8	37.3
*10*00	in/from office, manufacturing, workshop, and storage premises	145,883	147,936	-2,053	-1.4	21.7	22.3
*15*00	in/from restaurants, bars, canteens, hotels and boarding houses	69,121	67,743	1,378	2.0	16.8	16.8
*25*00	in/from kiosks, department stores, sales rooms, self-service stores, store windows, showcases and display cases	440,101	466,315	-26,214	-5.6	79.7	80.2
CH *26*00	shoplifting	361,759	385,463	-23,704	-6.1	92.2	92.5
*35*00	in/from dwellings	201,303	187,409	13,894	7.4	26.1	27.4
*40*00	in/from attics, basements, laundry rooms	98,553	96,555	1,998	2.1	11.4	12.1
*45*00	in/from predominantly unoccupied new or unfinished buildings, construction sites and site huts	33,150	34,347	-1,197	-3.5	12.5	13.1
CH *50*00	from the exterior/interior of motor vehicles	343,460	(-)	(-)	(-)	10.1	(-)
*71000	of narcotics from pharmacies	200	215	-15	-7.0	35.0	45.6
*72000	of narcotics from doctors' practices	184	153	31	20.3	49.5	48.4
*73000	of narcotics from hospitals	280	279	1	0.4	45.7	50.2
*74000	of narcotics from manufacturers and wholesale dealers	22	30	-8	x	36.4	30.0
*75000	of prescription forms to procure narcotics	181	247	-66	-26.7	69.1	67.2
*90*00	pickpocketing	117,277	120,790	-3,513	-2.9	5.3	5.4
500000	Fraud-type property offences and forgery	1,169,628	1,150,257	19,371	1.7	76.1	77.1
510000	fraud (Sects. 263, 263a, 264, 264a, 265, 265a, 265b PC) of which:	958,515	934,882	23,633	2.5	77.4	78.3
511000	fraudulent failure to supply goods as agreed and obtaining goods by fraud	272,117	277,469	-5,352	-1.9	71.9	74.2
511100	obtaining motor vehicles by fraud	1,634	1,636	-2	-0.1	93.1	94.7
511200	obtaining other goods by fraud	193,511	188,414	5,097	2.7	66.1	67.7
511201	non-payment of a fuel bill	89,769	85,065	4,704	5.5	42.7	43.2
511279	further types of obtaining goods by fraud	103,742	103,349	393	0.4	86.3	87.9
511300	fraudulent failure to supply goods as agreed	76,972	87,419	-10,447	-12.0	86.2	87.7
512000	fraud involving land and buildings	376	434	-58	-13.4	94.9	96.5
513000	fraud involving holdings and investments of which:	4,939	6,557	-1,618	-24.7	96.6	97.0
513100	prospectus fraud (Sect. 264a)	98	145	-47	-32.4	93.9	89.7
513200	investment fraud under Sect. 263 PC	4,642	6,166	-1,524	-24.7	98.2	98.0
513300	fraud involving speculative exchange translations	28	27	1	x	32.1	37.0
513400	fraud involving holdings	58	121	-63	-52.1	87.9	95.0
513500	security-deposit fraud	97	86	11	x	46.4	55.8
513600	debt-conversion fraud	16	12	4	x	93.8	83.3
514000	monetary credit fraud of which:	7,150	6,351	799	12.6	85.8	85.7
514100	credit fraud (Sect. 265b PC)	426	393	33	8.4	92.5	94.7
514200	subsidy fraud (Sect. 264 PC)	777	531	246	46.3	98.8	98.5
514300	credit fraud (Sect. 263 PC)	5,313	4,810	503	10.5	90.7	91.3
514400	fraud involving bills of exchange	612	587	25	4.3	23.4	25.0
514500	securities fraud	22	30	-8	x	45.5	33.3
515000	fraudulent obtaining of services (Sect. 265a PC)	256,545	246,944	9,601	3.9	99.2	99.0
515001	nonpayment of fare	253,312	243,012	10,300	4.2	99.2	99.1
515079	other types of fraudulent obtaining of services	3,233	3,932	-699	-17.8	93.5	92.4
516000	fraud using unlawfully obtained non-cash means of payment of which:	69,720	66,521	3,199	4.8	35.0	36.6
516200	debit cards without PIN (direct debiting)	15,471	13,589	1,882	13.8	37.9	43.8
516300	debit cards with PIN	23,210	24,923	-1,713	-6.9	37.3	37.4
516400	credit cards	8,182	8,886	-704	-7.9	36.5	36.2
516500	payment card data	19,652	16,061	3,591	22.4	27.7	27.1
516900	other non-cash means of payment	3,205	3,062	143	4.7	44.9	50.4
517000	other types of fraud of which:	347,668	330,606	17,062	5.2	73.6	74.0
517100	fraudulent failure to provide service as agreed	37,344	29,970	7,374	24.6	81.1	78.4
517200	obtaining services by fraud	45,328	44,100	1,228	2.8	83.4	84.2

Key no.	Offence (categories)	Recorded cases		Change		CR %	
		2012	2011	Number	in %	2012	2011
517300	job placement fraud	654	238	416	174.8	98.0	93.7
517400	fraud to the detriment of insurance companies and insurance abuse (Sects. 263, 265 PC)	4,302	4,413	-111	-2.5	98.4	97.9
517410	fraud to the detriment of insurance companies	4,169	4,224	-55	-1.3	98.4	97.9
517420	abuse of insurance	133	189	-56	-29.6	99.2	97.4
517500	computer fraud (Sect. 263a PC) (if not recorded under key nos. 5163 or 5179)	24,817	26,723	-1,906	-7.1	30.1	27.0
517600	fraud involving commissions	3,005	2,437	568	23.3	90.4	90.6
517700	fraud to the detriment of social security systems and institutions	3,472	4,302	-830	-19.3	98.9	98.9
517800	(other types of) social security fraud (if not recorded under key no. 5177)	16,338	18,349	-2,011	-11.0	99.5	99.5
517900	fraud involving authorization to access communication services	2,952	4,730	-1,778	-37.6	34.9	37.8
518100	false accounting	7,347	5,045	2,302	45.6	93.2	92.8
518110	false accounting in the healthcare sector	4,379	2,876	1,503	52.3	99.2	102.6
518179	other false accounting	2,968	2,169	799	36.8	84.2	79.8
518200	nonpayment of hotel bill	9,998	10,382	-384	-3.7	94.3	95.0
518300	account opening and transfer fraud	19,519	20,608	-1,089	-5.3	53.8	58.6
518310	account opening fraud	4,574	4,086	488	11.9	56.9	63.9
518320	transfer fraud	14,945	16,522	-1,577	-9.5	52.8	57.3
518400	nonpayment of pub/restaurant bill	5,655	5,653	2	0.0	86.7	87.1
518800	loan procurement fraud	2,839	695	2,144	308.5	97.9	92.9
518900	further types of fraud	164,098	152,961	11,137	7.3	71.7	74.3
520000	breaches of trust (Sects. 266, 266a, 266b PC)	25,643	29,265	-3,622	-12.4	97.4	97.7
521000	breach of trust (Sect. 266 PC)	8,471	10,697	-2,226	-20.8	97.7	98.2
521079	other breach of trust	8,156	10,062	-1,906	-18.9	97.6	98.2
521100	breach of trust involving investment transactions	315	635	-320	-50.4	98.1	98.3
522000	withholding and embezzlement of wages or salaries (Sect. 266a PC)	14,712	15,917	-1,205	-7.6	99.4	99.3
523000	misuse of check cards and credit cards (Sect. 266b PC)	2,460	2,651	-191	-7.2	84.3	86.1
530000	embezzlement (Sects. 246, 247, 248a PC) including:	109,492	105,796	3,696	3.5	56.2	56.7
530079	embezzlement other goods (Sects. 246, 247, 248a PC) - without motor vehicle	102,255	98,055	4,200	4.3	53.4	53.7
531000	motor vehicle misappropriation pursuant (Sects. 246, 247 PC)	7,237	7,741	-504	-6.5	95.1	95.0
540000	document forgery (Sects. 267-271, 273-279, 281 PC) including:	65,717	68,087	-2,370	-3.5	82.9	85.0
540001	other document forgery (Sect. 267 PC)	44,180	44,957	-777	-1.7	87.8	88.7
540002	constructive false certification	2,366	3,364	-998	-29.7	94.2	96.8
540003	modification of official identification documents	363	553	-190	-34.4	95.3	96.2
540004	suppression of documents; alteration of a boundary marker (Sect. 274 PC)	684	624	60	9.6	76.8	79.6
540005	preparation for counterfeiting of official identification documents	67	31	36	x	95.5	87.1
540006	procuring false official identification documents	1,302	1,513	-211	-13.9	96.1	97.4
540007	falsification of health certificates	48	52	-4	x	95.8	96.2
540008	issuing incorrect health certificates	126	141	-15	-10.6	92.1	97.9
540009	use of incorrect health certificates	171	27	144	x	100.0	100.0
540010	misuse of identification papers	5,422	5,923	-501	-8.5	94.7	94.8
541000	falsification of technical recordings (Sect. 268 PC)	1,301	1,282	19	1.5	94.2	95.6
541001	manipulation of tachographs (Sect. 268 PC)	347	232	115	49.6	96.3	98.7
541079	other falsification of technical records	954	1,050	-96	-9.1	93.4	95.0
542000	forgery committed to obtain narcotics	1,148	1,949	-801	-41.1	78.2	79.0
543000	falsification of legally relevant data, deception in legal transactions in connection with data processing (Sects. 269, 270 PC)	8,539	7,671	868	11.3	42.6	47.0
543010	falsification of legally relevant data (Sect. 269 PC)	7,909	7,148	761	10.6	43.7	48.4
543020	deception in legal relations through data processing (Sect. 270 PC)	630	523	107	20.5	28.7	27.5
550000	counterfeiting currency and official stamps, counterfeiting guarantee-secured and non-guarantee-secured payment cards, checks and bills of exchange (Sects. 146-149, 151, 152, 152a, 152b PC) including:	5,476	7,100	-1,624	-22.9	54.9	50.6

Key no.	Offence (categories)	Recorded cases		Change		CR %	
		2012	2011	Number	in %	2012	2011
550010	commercial and gang-type counterfeiting of money pursuant (Sect. 146 (2) PC)	114	17	97	x	100.0	105.9
550020	counterfeiting securities	29	47	-18	x	100.0	100.0
550030	counterfeiting currency and official stamps of a foreign currency area	4	3	1	x	100.0	100.0
551000	counterfeiting currency and official stamps, including preparatory acts (Sect. 146 except for (1) no. 3, Sects. 148, 149 PC)	864	831	33	4.0	75.5	70.5
551010	counterfeiting of money (including preparatory acts) (Sects. 146 (1) no. 3 PC)	411	288	123	42.7	100.2	100.0
551020	counterfeiting of stamps	98	203	-105	-51.7	100.0	100.0
551030	preparation of the counterfeiting of money and stamps	355	340	15	4.4	40.0	27.9
552000	putting counterfeit money into circulation (Sect. 146 (1) no. 3, Sect. 147 PC)	1,480	1,612	-132	-8.2	100.1	100.2
552010	putting counterfeit money into circulation (Sect. 146 (1) no. 3 PC)	964	1,025	-61	-6.0	100.0	100.3
552020	putting counterfeit money into circulation pursuant (Sect. 147 PC (bona fide purchase)	516	587	-71	-12.1	100.2	100.2
553000	counterfeiting currency and official stamps, counterfeiting guarantee-secured and non-guarantee-secured payment cards, checks and bills of exchange (Sects. 152a, 152b PC) of which:	2,985	4,590	-1,605	-35.0	24.3	28.9
553100	use of false guarantee-secured or non-guarantee-secured payment cards, checks and bills of exchange (Sects. 152a, 152b PC)	1,518	2,435	-917	-37.7	27.7	38.8
553110	use of false guarantee-secured payment cards, checks and bill of exchange	622	716	-94	-13.1	13.7	20.1
553120	use of false guarantee-secured payment cards	896	1,719	-823	-47.9	37.5	46.5
553200	counterfeiting, falsifying, procuring, offering for sale or handing over false guarantee-secured or non-guarantee-secured payment cards, checks and bills of exchange (Sects. 152a, 152b PC)	1,467	2,155	-688	-31.9	20.8	17.7
553210	counterfeiting, falsifying, procuring, offering for sale or handing over false guarantee-secured or non-guarantee-secured payment cards, checks and bills of exchange	327	490	-163	-33.3	15.6	20.0
553220	counterfeiting, falsifying, procuring, offering for sale or handing over false guarantee-secured payment cards	1,140	1,665	-525	-31.5	22.3	17.0
560000	bankruptcy offences (Sects. 283, 283a-d PC) of which:	4,785	5,127	-342	-6.7	99.6	99.8
561000	criminal bankruptcy (Sect. 283 PC)	3,586	3,732	-146	-3.9	99.6	99.8
562000	especially serious case of bankruptcy (Sect. 283a PC)	14	39	-25	x	100.0	100.0
563000	violation of the obligation to keep books (Sect. 283b PC)	994	1,115	-121	-10.9	99.6	99.5
564000	preferential treatment for a creditor (Sect. 283c PC)	141	185	-44	-23.8	98.6	100.0
565000	preferential treatment for a debtor (Sect. 283d PC)	50	56	-6	x	100.0	100.0
600000	Other criminal offences (PC)	1,199,682	1,203,644	-3,962	-0.3	50.0	50.0
610000	extortion (Sect. 253 PC) including:	9,920	7,149	2,771	38.8	50.2	77.5
610001	protection racketeering	147	149	-2	-1.3	72.8	73.8
610079	other extortion	9,615	6,848	2,767	40.4	49.6	77.6
611000	extortion on a sexual basis	158	152	6	3.9	65.8	78.3
620000	resistance to public authority and offences against public order (Sects. 111, 113, 114, 120, 121, 123-127, 129, 130-134, 136, 138, 140, 145, 145a, 145c, 145d PC) including:	125,521	121,765	3,756	3.1	89.1	89.3
620001	disturbance of the public peace by threatening to commit crimes	2,994	3,273	-279	-8.5	77.0	74.2
620002	formation of armed groups	5	12	-7	x	120.0	75.0
620003	formation of criminal organizations	31	46	-15	x	93.5	93.5
620004	instructions for crimes	35	34	1	x	57.1	85.3
620005	usurpation of office	1,295	1,236	59	4.8	61.6	63.7
620006	misuse of titles, professional designations and insignia	912	1,032	-120	-11.6	88.9	93.2
620007	breach of official custody	122	133	-11	-8.3	72.1	72.9
620008	tampering with official announcements	0	2	-2	x	0.0	100.0
620009	breach of attachment, breach of seals	857	854	3	0.4	74.9	74.8
620010	failure to report planned crimes	50	33	17	x	100.0	97.0
620011	rewarding and approving crimes	46	24	22	x	52.2	62.5
620013	misuse of emergency calls and impairment of means for emergency assistance and preventing accidents	10,162	9,930	232	2.3	62.2	61.5

Key no.	Offence (categories)	Recorded cases		Change		CR %	
		2012	2011	Number	in %	2012	2011
620014	violation of instructions during supervision of conduct	1,549	1,223	326	26.7	99.5	99.8
620015	violation of a prohibition of engagement in a profession	19	22	-3	x	94.7	100.0
621000	resistance to public authority (Sects. 111, 113, 114, 120, 121 PC)	23,628	22,839	789	3.5	97.9	98.0
621010	public incitement to crime	317	349	-32	-9.2	45.1	52.7
621020	resistance to law enforcement officials	22,478	21,823	655	3.0	98.7	98.9
621021	resistance to police officers	21,973	21,257	716	3.4	98.7	98.9
621029	resistance to law enforcement officers (without police officers)	505	566	-61	-10.8	97.8	98.4
621030	resistance to persons equivalent to law enforcement officials	349	139	210	151.1	99.4	96.4
621040	freeing of prisoners	470	516	-46	-8.9	92.1	89.1
621050	mutiny by prisoners	14	12	2	x	100.0	100.0
622000	trespassing on the premises of another (Sects. 123, 124 PC)	67,366	65,208	2,158	3.3	91.3	91.5
622100	trespassing on the premises of another (Sect. 123 PC)	67,331	65,140	2,191	3.4	91.3	91.5
622200	aggravated trespassing on the premises of another (Sect. 124 PC)	35	68	-33	x	82.9	86.8
623000	breach of the public peace (Sects. 125, 125a PC)	2,118	1,804	314	17.4	60.2	65.7
623010	breach of the peace (Sect. 125 PC)	1,333	1,339	-6	-0.4	66.8	65.6
623020	especially serious case breach of the peace (Sect. 125a PC)	785	465	320	68.8	48.9	66.2
624000	feigning commission of a crime (Sect. 145d PC)	11,656	11,603	53	0.5	98.6	99.3
624010	feigning a crime against sexual selfdetermination	660	718	-58	-8.1	98.2	98.7
624079	feigning another crime	7,951	7,665	286	3.7	98.0	98.8
624100	feigning a robbery	1,213	1,284	-71	-5.5	99.4	99.9
624200	feigning a theft	1,832	1,936	-104	-5.4	100.9	101.3
624201	feigning a theft of a motor vehicle	567	683	-116	-17.0	101.9	101.9
624279	feigning another theft	1,265	1,253	12	1.0	100.5	101.0
626000	glorification of violence (Sect. 131 PC)	170	185	-15	-8.1	82.9	88.6
626079	other glorification of violence	147	132	15	11.4	82.3	88.6
626100	material made available to persons under 18 (Sect. 131 (1) no. 3 PC)	23	53	-30	x	87.0	88.7
627000	incitement to hatred and violence against segments of the population (Sect. 130 PC)	2,506	2,272	234	10.3	63.8	64.7
630000	aiding and abetting, obstructing criminal justice (without obstructing criminal justice as a public official), receiving, and money laundering (Sects. 257, 258, 259-261 PC) including:	28,416	28,759	-343	-1.2	95.0	95.0
630010	accessory after the fact	238	280	-42	-15.0	98.3	97.9
630020	obstruction of punishment	3,416	3,573	-157	-4.4	98.6	98.8
631000	receiving stolen motor vehicles (Sects. 259-260a PC) including:	1,550	1,670	-120	-7.2	91.9	93.8
631079	receiving stolen motor vehicles pursuant (Sect. 259 PC)	1,247	1,281	-34	-2.7	90.9	92.7
631100	on a repetitive and gainful basis (Sect. 260 (1) no. 1 PC)	127	231	-104	-45.0	94.5	97.4
631200	gang-type receiving (Sect. 260 (1) no. 2 PC)	49	37	12	x	100.0	97.3
631300	gang-type receiving on a repetitive and gainful basis (Sect. 260a PC)	127	121	6	5.0	96.1	98.3
632000	other types of receiving (Sects. 259-260a PC)	15,539	14,667	872	5.9	96.7	96.8
632079	other types of receiving (Sect. 260 (1) subpara 1 PC)	13,662	12,819	843	6.6	96.6	96.7
632100	on a repetitive and gainful basis (Sect. 260 (1) no. 1 PC)	1,651	1,644	7	0.4	97.3	97.9
632200	gang-type receiving (Sect. 260 (1) no. 2 PC)	89	61	28	x	98.9	98.4
632300	gang-type receiving on a repetitive and gainful basis (Sect. 260a PC)	137	143	-6	-4.2	98.5	96.5
633000	money laundering, concealment of unlawfully acquired assets (Sect. 261 PC)	7,673	8,569	-896	-10.5	90.4	90.5
640000	arson and causing a risk of fire (Sects. 306-306d, 306f PC)	21,571	23,005	-1,434	-6.2	50.2	49.2
640010	negligent arson	7,709	8,220	-511	-6.2	75.4	73.3
640020	causing a danger of fire	517	669	-152	-22.7	51.8	47.8
641000	(wilful) arson and causing a risk of fire (Sects. 306-306c, 306f (1 and 2) PC)	13,345	14,116	-771	-5.5	35.6	35.2
641010	wilful arson	9,908	10,563	-655	-6.2	29.8	30.0
641020	serious arson	2,879	2,804	75	2.7	52.5	53.0
641030	especially serious arson	192	200	-8	-4.0	63.5	66.0
641040	arson resulting in death	15	18	-3	x	66.7	66.7

Key no.	Offence (categories)	Recorded cases		Change		CR %	
		2012	2011	Number	in %	2012	2011
641050	wilful causing a danger of fire	351	531	-180	-33.9	43.0	33.5
650000	competition- and corruption-related offences, offences committed in office (Sects. 258a, 298-300, 331-353d, 355, 357 PC) of which:	5,684	5,241	443	8.5	79.0	80.5
651000	accepting a benefit, taking a bribe (Sects. 331, 332, 335 PC)	655	638	17	2.7	75.7	81.8
651100	accepting a benefit (Sect. 331 PC)	300	331	-31	-9.4	72.7	75.5
651200	taking a bribe (Sect. 332 PC)	312	206	106	51.5	75.3	84.5
651300	taking a bribe - on a repetitive and gainful basis or as a member of a gang under Sect. 335 (2) subpara 3 PC	31	50	-19	x	103.2	96.0
651400	all other especially serious cases of taking bribes under Sect. 335 PC	12	51	-39	x	91.7	98.0
652000	granting a benefit, offering a bribe (Sects. 333, 334, 335 PC)	613	472	141	29.9	89.4	95.3
652100	granting a benefit (Sect. 333 PC)	169	92	77	x	88.2	93.5
652200	offering a bribe (Sect. 334 PC)	409	328	81	24.7	89.2	95.1
652300	offering a bribe - on a repetitive and gainful basis or as a member of a gang under Sect. 335 (2) no. 3 PC)	24	47	-23	x	100.0	100.0
652400	all other especially serious cases of offering a bribe under Sect. 335 PC	11	5	6	x	90.9	100.0
655000	other offences committed in office (Sects. 258a, 339-353d, 355, 357 PC) including:	3,782	3,190	592	18.6	75.6	73.1
655001	obstruction of punishment in a public office	480	432	48	11.1	69.0	63.9
655002	perversion of the course of justice	169	135	34	25.2	54.4	57.8
655003	extortion of testimony	7	2	5	x	85.7	100.0
655004	prosecution of the innocent	121	113	8	7.1	73.6	74.3
655005	execution against the innocent	11	6	5	x	54.5	50.0
655006	false certification in public office	246	148	98	66.2	92.3	90.5
655007	overcharging of fees	511	138	373	270.3	99.4	98.6
655008	fiscal overcharging; curtailment of benefits	5	4	1	x	60.0	100.0
655009	breach of trust in the foreign service	0	0	0	x	0.0	0.0
655010	forbidden communications about judicial hearings	14	19	-5	x	92.9	89.5
655011	violation of tax secrecy	11	5	6	x	54.5	100.0
655012	subornation of a subordinate to commit a crime	4	11	-7	x	75.0	63.6
655100	bodily injury committed in office (Sect. 340 PC)	1,969	1,963	6	0.3	73.0	74.3
655200	breach of official secrecy (Sect. 353b PC)	234	214	20	9.3	59.0	59.8
656000	anti-competitive agreements involving invitations to tender (Sect. 298 PC)	115	53	62	x	95.7	94.3
657000	taking and offering a bribe in business transactions (Sects. 299, 300 PC)	519	888	-369	-41.6	91.5	97.1
657100	taking and offering a bribe under Sect. 299 PC	456	790	-334	-42.3	90.4	97.3
657110	taking and offering a bribe pursuant (Sect. 299 (1) and (2) PC)	440	743	-303	-40.8	90.0	97.3
657120	taking and offering of a bribe pursuant (Sect. 299 (3) PC)	16	47	-31	x	100.0	97.9
657200	on a repetitive and gainful basis or as a member of a gang under Sect. 300 subpara 2 PC	45	68	-23	x	100.0	94.1
657300	-benefit of great magnitude under Sect. 300 (2) subpara 1 PC	18	30	-12	x	100.0	96.7
660000	criminal self-interest (Sects. 284, 285, 287-293, 297 PC) including:	5,452	6,071	-619	-10.2	83.7	84.7
660010	obstruction of the execution of judgement	352	374	-22	-5.9	99.4	99.5
660020	recovery of the pledge	508	553	-45	-8.1	97.8	98.2
660030	unauthorized use of the pledge	4	2	2	x	100.0	100.0
660040	endangering ships, motor vehicles or aircraft with banned goods	0	1	-1	x	0.0	100.0
661000	games of chance (Sects. 284, 285, 287 PC)	648	1,139	-491	-43.1	96.6	94.9
661010	unauthorized organization of a game of chance	481	771	-290	-37.6	96.0	97.9
661020	participation in an unauthorized game of chance	162	357	-195	-54.6	98.1	88.5
661030	unauthorized organization of a lottery or raffle	5	11	-6	x	100.0	90.9
662000	poaching (Sects. 292, 293 PC)	3,610	3,641	-31	-0.9	77.4	77.6
662001	fish poaching	2,746	2,732	14	0.5	92.1	92.6
662100	game poaching (Sect. 292 PC)	864	909	-45	-5.0	30.6	32.3
663000	usury (Sect. 291 PC)	330	361	-31	-8.6	87.9	88.9

Key no.	Offence (categories)	Recorded cases		Change		CR %	
		2012	2011	Number	in %	2012	2011
670000	all other offences under the Penal Code (excluding traffic offences)	1,003,118	1,011,654	-8,536	-0.8	43.5	43.4
670001	false unsworn testimony	6,207	6,728	-521	-7.7	99.0	99.3
670002	perjury	168	170	-2	-1.2	98.8	99.4
670003	false affirmation in lieu of an oath	5,855	6,156	-301	-4.9	99.5	99.5
670005	subornation of false testimony	143	154	-11	-7.1	98.6	97.4
670006	negligent false oath, negligent false affirmation in lieu of an oath	36	55	-19	x	97.2	100.0
670007	casting false suspicion	19,327	18,656	671	3.6	96.9	96.8
670008	insulting of faiths, religious societies and organizations dedicated to a philosophy of life	47	58	-11	x	44.7	34.5
670009	disturbing the practice of religion	65	61	4	x	72.3	65.6
670010	disturbing a funeral service	7	6	1	x	100.0	83.3
670011	disturbing the peace of the dead	2,494	2,117	377	17.8	25.8	33.8
670012	falsification of personal status	30	36	-6	x	66.7	69.4
670013	bigamy	53	38	15	x	96.2	100.0
670014	sexual intercourse between relatives	44	43	1	x	97.7	95.3
670015	malicious gossip and defamation against persons in political life	158	148	10	6.8	71.5	66.2
670016	violation of the confidentiality of the spoken word	704	625	79	12.6	91.3	91.5
670017	violation of the confidentiality of letters	3,619	3,429	190	5.5	52.3	49.4
670018	violation of private secrets	473	451	22	4.9	78.9	82.0
670019	exploitation of secrets of another	14	13	1	x	71.4	76.9
670020	violation of the postal or telecommunications confidentiality	1,625	2,132	-507	-23.8	74.4	81.0
670021	abandonment	100	84	16	x	81.0	89.3
670024	dangerous interference with rail, ship and air traffic	3,768	4,034	-266	-6.6	37.2	40.0
670025	dangerous interference with road traffic	18,471	18,364	107	0.6	47.1	47.2
670026	interference with public operations	692	677	15	2.2	13.0	15.8
670027	interference with telecommunications facilities	801	963	-162	-16.8	50.3	43.1
670029	endangerment in construction	129	112	17	15.2	82.2	86.6
670030	total intoxication	75	74	1	x	100.0	97.3
670031	endangering withdrawal treatment	14	17	-3	x	100.0	88.2
670032	failure to render assistance	1,903	1,800	103	5.7	82.3	81.3
670033	betrayal of a party	121	108	13	12.0	96.7	94.4
670034	violation of the personal realm by pictures	4,108	3,265	843	25.8	88.7	86.9
670079	other further offences pursuant to PC	7	7	0	x	57.1	57.1
671000	violation of obligation to support (Sect. 170 PC)	9,682	10,305	-623	-6.0	99.6	99.7
672000	failure to provide proper care or education (Sect. 171 PC)	1,642	1,766	-124	-7.0	95.9	97.5
673000	insult (Sects. 185-187, 189 PC)	216,370	210,797	5,573	2.6	90.2	90.0
673010	insult without a sexual background	157,743	153,823	3,920	2.5	92.4	92.3
673020	malicious gossip without sexual background	11,255	9,942	1,313	13.2	88.3	87.9
673030	defamation without sexual background	17,046	14,981	2,065	13.8	88.3	88.0
673040	disparagement of the memory of deceased persons without sexual background	84	66	18	x	69.0	72.7
673100	insulting on a sexual basis (Sects. 185-187, 189 PC)	30,242	31,985	-1,743	-5.4	80.5	80.6
673110	insult with sexual background	27,299	28,547	-1,248	-4.4	80.1	80.3
673120	malicious gossip with sexual background	1,258	1,579	-321	-20.3	84.4	82.7
673130	defamation with sexual background	1,675	1,842	-167	-9.1	84.7	83.2
673140	disparagement of the memory of deceased persons with sexual background	10	17	-7	x	70.0	100.0
674000	damage to property (Sects. 303-305a PC)	673,704	688,294	-14,590	-2.1	24.7	25.2
674010	damage to property pursuant (Sect. 303 PC without key 674100 and 674300)	230,403	259,504	-29,101	-11.2	33.9	32.9
674011	damage to property by graffiti (without key 674111 and 674311)	44,994	50,257	-5,263	-10.5	20.2	21.9
674012	damage to property by fire (without key 674312)	13,504	16,319	-2,815	-17.2	22.8	20.4
674019	other damage to property (without key 674119 and 674319)	171,905	192,928	-21,023	-10.9	38.4	36.8
674020	damaging property which is harmful to the public (without key 674320)	12,432	16,918	-4,486	-26.5	23.7	23.4

Key no.	Offence (categories)	Recorded cases		Change		CR %	
		2012	2011	Number	in %	2012	2011
674021	damage to property by graffiti which is harmful to the public (without key 674321)	2,689	3,668	-979	-26.7	23.6	28.0
674022	damage to property by fire which is harmful to the public (without key 674322)	790	963	-173	-18.0	20.9	23.9
674029	other damage to property which is harmful to the public (without key 674329)	8,953	12,287	-3,334	-27.1	24.0	21.9
674030	destruction of structures (without key 674330)	62	52	10	x	48.4	28.8
674100	damage to motor vehicles	245,682	251,462	-5,780	-2.3	18.1	18.4
674111	damage to motor vehicles by graffiti	5,053	5,514	-461	-8.4	18.6	22.7
674119	other damage to motor vehicles	240,629	245,948	-5,319	-2.2	18.1	18.3
674200	alteration of data, computer sabotage (Sects. 303a, 303b PC)	10,857	4,644	6,213	133.8	17.5	41.2
674210	alteration of data	8,471	3,552	4,919	138.5	19.2	40.4
674220	computer sabotage	2,386	1,092	1,294	118.5	11.6	44.0
674300	other damage to property committed in streets, lanes or public places	173,798	155,267	18,531	11.9	22.3	23.2
674310	other damage to property committed in streets, lanes or public places pursuant (Sect. 303 PC)	149,106	135,106	14,000	10.4	23.0	23.5
674311	other damage to property by graffiti committed in streets, lanes or public places	54,099	53,443	656	1.2	22.4	25.0
674312	other damage to property by fire committed in streets, lanes or public places	10,859	9,517	1,342	14.1	16.4	15.4
674319	other damage to property committed in streets, lanes or public places	84,148	72,146	12,002	16.6	24.3	23.4
674320	damage to property which is harmful to the public committed in streets, lanes or public places	24,652	20,128	4,524	22.5	18.0	21.1
674321	damage to property by graffiti which is harmful to the public committed in streets, lanes and public places	3,337	2,741	596	21.7	28.0	30.0
674322	damage to property by fire which is harmful to the public committed in streets, lanes and public places	1,598	1,359	239	17.6	18.8	16.8
674329	other damage to property which is harmful to the public committed in streets, lanes and public places	19,717	16,028	3,689	23.0	16.3	20.0
674330	destruction of structures in streets, lanes and public places	40	33	7	x	22.5	33.3
674500	destruction of important equipment (Sect. 305a PC)	470	447	23	5.1	48.5	51.5
674512	destruction of important means of work by fire	5	8	-3	x	20.0	62.5
674519	other destruction of important means of work	465	439	26	5.9	48.8	51.3
675000	crimes involving explosives or nuclear radiation (Sects. 307-312 PC)	891	799	92	11.5	41.8	42.7
675100	causing an explosion through nuclear energy (Sect. 307 PC)	0	0	0	x	0.0	0.0
675200	causing a non-nuclear explosion (Sect. 308 PC)	871	780	91	11.7	40.6	42.1
675300	misuse of ionizing radiation (Sect. 309 PC)	0	0	0	x	0.0	0.0
675400	preparation of a crime involving explosives or radiation (Sect. 310 PC)	19	17	2	x	89.5	76.5
675500	release of ionizing radiation (Sect. 311 PC)	1	2	-1	x	100.0	0.0
675600	defective construction of a nuclear facility (Sect. 312 PC)	0	0	0	x	0.0	0.0
676000	offences against the environment (Sects. 324, 324a, 325-330a PC)	12,749	13,342	-593	-4.4	61.7	59.6
676010	soil pollution (Sect. 324a PC)	1,038	999	39	3.9	64.4	66.2
676011	soil pollution	1,009	972	37	3.8	64.7	66.2
676012	soil pollution - especially serious case -	29	27	2	x	51.7	66.7
676100	pollution of a body of water (Sect. 324 PC)	2,587	2,912	-325	-11.2	51.9	50.3
676101	water pollution	2,558	2,887	-329	-11.4	51.5	50.3
676102	water pollution - especially serious case -	29	25	4	x	82.8	52.0
676200	air pollution (Sect. 325 PC)	165	256	-91	-35.5	82.4	60.9
676201	air pollution	162	255	-93	-36.5	82.1	60.8
676202	air pollution - especially serious case -	3	1	2	x	100.0	100.0
676300	causing noise, vibrations and non-ionizing radiation (Sect. 325a PC)	23	24	-1	x	60.9	91.7
676301	causing noise, vibrations and non-ionizing radiation	23	24	-1	x	60.9	91.7
676302	causing noise, vibrations and non-ionizing radiation - especially serious case -	0	0	0	x	0.0	0.0

Key no.	Offence (categories)	Recorded cases		Change		CR %	
		2012	2011	Number	in %	2012	2011
676400	unauthorized handling of dangerous waste (Sect. 326 except (2) PC)	7,966	8,369	-403	-4.8	61.6	59.5
676410	unauthorized handling of dangerous waste (Sect. 326 (1) PC)	7,836	8,238	-402	-4.9	61.7	59.3
676411	unauthorized handling of dangerous waste (Sect. 326 (1) PC)	7,745	8,161	-416	-5.1	61.8	59.3
676412	unauthorized handling of dangerous waste (Sect. 326 (1) PC) - especially serious case -	91	77	14	x	53.8	63.6
676420	unauthorized handling of dangerous waste (Sect. 326 (3) PC)	130	131	-1	-0.8	56.2	71.0
676421	unauthorized handling of dangerous waste (Sect. 326 (3) PC)	130	127	3	2.4	56.2	70.1
676422	unauthorized handling of dangerous waste (Sect. 326 (3) PC) - especially serious case -	0	4	-4	x	0.0	100.0
676500	unauthorized operation of facilities (Sect. 327 PC)	494	469	25	5.3	95.3	95.7
676510	unauthorized operation of facilities (Sect. 327 (1) PC) (nuclear facility and nuclear fuels)	0	3	-3	x	0.0	100.0
676511	unauthorized operation of facilities (Sect. 327 (1) PC) (nuclear facility and nuclear fuels)	0	3	-3	x	0.0	100.0
676512	unauthorized operation of facilities (Sect. 327 (1) PC) (nuclear facility and nuclear fuels) - especially serious case -	0	0	0	x	0.0	0.0
676520	unauthorized operation of facilities (Sect. 327 (2) PC)	494	466	28	6.0	95.3	95.7
676521	unauthorized operation of facilities (Sect. 327 (2) PC)	480	457	23	5.0	95.2	95.8
676522	unauthorized operation of facilities (Sect. 327 (2) PC) - especially serious case -	14	9	5	x	100.0	88.9
676600	unauthorized handling of radioactive substances and other hazardous substances and goods (Sect. 328 PC)	108	113	-5	-4.4	74.1	68.1
676610	unauthorized dealing with radioactive substances (Sect. 328 (1) and (2) PC)	14	17	-3	x	57.1	58.8
676611	unauthorized dealing with radioactive substances (Sect. 328 (1) and (2) PC)	14	17	-3	x	57.1	58.8
676612	unauthorized dealing with radioactive substances (Sect. 328 (1) and (2) PC) - especially serious case -	0	0	0	x	0.0	0.0
676620	unauthorized dealing with other dangerous substances and goods (Sect. 328 (3) PC)	94	96	-2	x	76.6	69.8
676621	unauthorized dealing with other dangerous substances and goods (Sect. 328 (3) PC)	87	89	-2	x	75.9	67.4
676622	unauthorized dealing with other dangerous substances and goods (Sect. 328 (3) PC) - especially serious case -	7	7	0	x	85.7	100.0
676700	endangering areas requiring protection (Sect. 329 PC)	30	36	-6	x	60.0	66.7
676701	endangering areas requiring protection	26	31	-5	x	57.7	64.5
676702	endangering areas requiring protection - especially serious case -	4	5	-1	x	75.0	80.0
676800	illegal transit and export of waste under Sect. 326 (2) PC	223	117	106	90.6	86.5	87.2
676810	unauthorized import of dangerous waste (Sect. 326 (2) PC)	51	14	37	x	74.5	71.4
676811	unauthorized import of dangerous waste	43	14	29	x	76.7	71.4
676812	unauthorized import of dangerous waste - especially serious case -	8	0	8	x	62.5	0.0
676820	unauthorized export of dangerous waste (Sect. 326 (2) PC)	137	97	40	x	88.3	89.7
676821	unauthorized export of dangerous waste	136	94	42	x	88.2	89.4
676822	unauthorized export of dangerous waste - especially serious case -	1	3	-2	x	100.0	100.0
676830	unauthorized transit of dangerous waste (Sect. 326 (2) PC)	35	6	29	x	97.1	83.3
676831	unauthorized transit of dangerous waste	34	6	28	x	97.1	83.3
676832	unauthorized transit of dangerous waste - especially serious case -	1	0	1	x	100.0	0.0
676900	causing serious danger by releasing toxic substances (Sect. 330a PC)	115	47	68	x	33.0	36.2
677000	poisoning endangering the public under Sect. 314 PC	14	7	7	x	7.1	42.9
678000	data espionage (Sects. 202a, 202b, 202c PC)	16,794	15,726	1,068	6.8	17.2	21.3
678010	data espionage pursuant (Sect. 202a PC)	14,108	14,745	-637	-4.3	17.0	22.0
678020	interception of data pursuant (Sect. 202b PC)	329	424	-95	-22.4	20.7	17.2
678030	preparation of data espionage and interception of data pursuant (Sect. 202c PC)	2,357	557	1,800	323.2	17.6	7.7
679000	further environment-related offences pursuant to the Penal Code	14	37	-23	x	50.0	35.1
679010	causing a flood (Sect. 313 PC)	13	30	-17	x	53.8	40.0

Key no.	Offence (categories)	Recorded cases		Change		CR %	
		2012	2011	Number	in %	2012	2011
679020	damaging important facilities (Sect. 318 PC)	1	7	-6	x	0.0	14.3
700000	Supplementary criminal legislation	410,337	401,105	9,232	2.3	94.0	94.1
710000	offences against supplementary criminal legislation in the economic sector	23,976	24,805	-829	-3.3	89.9	90.5
712000	offences under the Stock Corporation Act, Cooperatives Act, Limited Liability Company Act, Commercial Code, Accounting Act, Comp. Transformation Act including:	7,125	7,785	-660	-8.5	99.3	99.6
712010	Stock Corporation Act	17	29	-12	x	88.2	89.7
712020	Commercial Code	47	45	2	x	97.9	100.0
712030	Limited Liability Company Act	251	342	-91	-26.6	100.0	99.1
712040	Cooperatives Act	1	1	0	x	100.0	100.0
712050	Accounting Act	0	2	-2	x	0.0	100.0
712060	Comp. Transformation Act	1	0	1	x	100.0	0.0
712200	obstruction of insolvency proceedings (Sects. 15a Insolvency statute)	6,808	7,366	-558	-7.6	99.3	99.6
713000	offences against Law on Illicit Work and Labor Leasing Act	147	130	17	13.1	85.7	92.3
713010	Labor Leasing Act	20	10	10	x	80.0	90.0
713030	Law on Illicit Work	127	120	7	5.8	86.6	92.5
714000	offences involving the banking industry and the Securities Trading Act, Banking Act, Stock Exchange Act, Securities Deposit Act, Pfandbrief Act, Sect. 35 Federal Bank Act, Payment services supervision Law	196	213	-17	-8.0	86.7	89.7
714010	Federal Bank Act	1	0	1	x	100.0	0.0
714020	Stock Exchange Act	1	0	1	x	0.0	0.0
714030	(German) Pfandbrief Act	0	0	0	x	0.0	0.0
714040	Banking Act	82	107	-25	-23.4	98.8	96.3
714050	Securities Deposit Act	0	0	0	x	0.0	0.0
714060	Securities Trading Act	100	103	-3	-2.9	77.0	82.5
714070	Payment services supervision Law	12	3	9	x	91.7	100.0
715000	offences against copyright legislation (Copyright Act, Trademarks Act, Act against Unfair Competition - Sect. 17, Utility Models Act, Registered Designs Act, Artists' Copyright Act, Patents Act, Semiconductor Protection Law)	7,417	7,021	396	5.6	80.9	81.1
715010	Trademarks Act	1,390	1,576	113	7.2	87.3	91.6
715020	Registered Designs Act	31	23	8	x	77.4	78.3
715030	Utility Models Act	9	5	4	x	77.8	40.0
715040	Artists' Copyright Act	1,832	1,507	325	21.6	64.7	64.0
715050	Copyright Act - other violations - (without key 715100 and 715200)	2,868	2,781	87	3.1	82.7	79.1
715060	Patent Act	60	65	-5	x	95.0	92.3
715070	Semiconductor Protection Law	0	0	0	x	0.0	0.0
715100	software piracy (private use, e.g. computer games)	531	412	119	28.9	92.8	92.5
715200	software piracy in the form of repetitive and gainful activity	171	152	19	12.5	88.9	92.8
715300	betrayal of trade or business secrets under Sect. 17 (1 and 4) Act Against Unfair Competition	273	266	7	2.6	93.0	95.9
715400	betrayal of trade or business secrets under Sect. 17 (2 and 4) Act Against Unfair Competition	252	234	18	7.7	98.0	96.2
716000	offences involving food products (e.g. Food Products and Necessaries Act, Pharmaceutical Preparations Act, Wine Act, Feedstuffs Act)	6,880	7,424	108	1.5	88.8	90.3
716030	offences under the Genetic Engineering Act	2	0	2	x	100.0	0.0
716079	other offences involving food products - if not recorded under other keys -	81	84	-3	x	91.4	96.4
716100	offences under the Food Products and Necessaries Act	2,261	2,418	-157	-6.5	95.1	94.7
716200	offences under the Pharmaceutical Preparations Act	4,333	4,690	-357	-7.6	85.0	87.5
716210	offences under the Pharmaceutical Preparations Act pursuant (Sect. 95 Pharmaceutical Preparations Act)	3,823	4,213	-390	-9.3	84.8	87.5
716211	putting critical pharmaceuticals into circulation	372	463	-91	-19.7	88.7	91.6

Key no.	Offence (categories)	Recorded cases		Change		CR %	
		2012	2011	Number	in %	2012	2011
716212	circulation, prescribing or application on third parties of pharmaceuticals for doping purposes in sport	540	434	106	24.4	92.0	89.4
716213	illegal trade, sale, purchase of prescription pharmaceuticals	1,282	1,547	-265	-17.1	75.2	80.4
716214	illegal handling of veterinary pharmaceuticals	58	58	0	x	96.6	98.3
716215	counterfeiting pharmaceuticals	0	0	0	x	0.0	0.0
716216	putting counterfeit pharmaceuticals into circulation	15	15	0	x	80.0	100.0
716217	especially serious case of the violation of the Pharmaceutical Preparations Act pursuant (Sect. 95 (3) no. 1, 2b and 3)	130	243	-113	-46.5	93.1	97.5
716218	especially serious case of the violation of the Pharmaceutical Preparations Act pursuant (Sect. 95 (3) no. 2a) (doping in sports to persons under the age of 18)	102	34	68	x	98.0	94.1
716219	other offences under the Pharmaceutical Preparations Act pursuant (Sect. 95 Pharmaceutical Preparations Act)	1,324	1,419	-95	-6.7	87.8	90.8
716220	offences under Pharmaceutical Preparations Act pursuant (Sect. 96 Pharmaceutical Preparations Act)	510	477	33	6.9	86.3	88.1
716300	offences under the Wine Act	203	232	-29	-12.5	98.0	99.1
719000	other offences (supplementary legislation) in the economic sector (e.g. Racing Bets and Lotteries Act, Act against Unfair Competition - excluding Sect. 17, Insurance Industry Supervision Act, Economic Offences Act, Industrial Code)	2,211	2,232	-21	-0.9	93.7	89.6
719010	Racing Bets and Lotteries Act	5	2	3	x	100.0	100.0
719040	Industrial Code	262	222	40	18.0	100.0	100.0
719079	other supplementary criminal legislation in the business sector	1,567	1,443	124	8.6	95.7	95.2
719200	offences against the Unfair Competition Act - excluding Sect. 17	377	565	-188	-33.3	80.9	71.2
720000	offences against other supplementary criminal legislation (excluding traffic offences)	141,522	132,034	9,488	7.2	95.8	95.5
720001	Associations Act	328	263	65	24.7	62.5	81.0
720002	Assemblies and Processions Act	2,299	3,087	-788	-25.5	67.1	66.3
720005	fraudulent manufacture, distribution or issue of official licence plates (Sect. 22a Road Traffic Act)	1,198	1,922	-724	-37.7	81.0	76.9
720009	Telecommunications Act	178	221	-43	-19.5	86.5	78.7
720011	offences pursuant to Sect. 4 Protection against Violence Act)	7,916	7,321	595	8.1	99.7	99.8
720012	offences pursuant to Sect. 1 EU Bribery Act	0	0	0	x	0.0	0.0
720013	offences pursuant to Sects. 1 and 2 International Bribery Act	1	0	1	x	100.0	0.0
720014	Aviation Security Act	122	175	-53	-30.3	90.2	96.6
720079	other supplementary criminal legislation	1,300	1,234	66	5.3	88.2	93.0
721000	offences against Sect. 27 (2) Juveniles Protection Act	49	91	-42	x	93.9	96.7
722000	offences against Sect. 27 (1) Juveniles Protection Act	104	127	-23	-18.1	95.2	93.7
724000	offences against Sect. 24 of the Passport Act	5	13	-8	x	100.0	100.0
725000	offences against the Aliens Act and the Asylum Procedures Act	89,029	78,324	10,705	13.7	98.5	98.4
725100	illegal entry (border crossing) under the Aliens Act	26,110	24,002	2,108	8.8	99.8	99.8
725110	illegal entry pursuant to Sect. 95 (1) no. 3 Aliens Act	23,105	21,288	1,817	8.5	99.8	99.8
725120	illegal re-entry after expulsion/deportation pursuant to Sect. 95 (2) no. 1a Aliens Act	3,005	2,714	291	10.7	99.7	99.9
725200	alien smuggling under Sect. 92a Aliens Act	2,681	2,218	463	20.9	66.5	61.1
725210	alien smuggling pursuant to Sect. 96 (1) and (4) Aliens Act	2,276	1,856	420	22.6	65.5	60.2
725220	alien smuggling pursuant to Sect. 96 (2) Aliens Act	405	362	43	11.9	72.3	66.0
725300	fraudulently obtaining a residence permit/ temporary suspension of deportation (Sect. 92 (2) no. 2 Aliens Act)	5,139	3,521	1,618	46.0	99.3	99.5
725310	fraudulently obtaining or using a residence permit (visa)	3,886	2,373	1,513	63.8	99.8	99.7
725311	fraudulently obtaining or using a residence permit (visa) due to fictitious marriage	384	363	21	5.8	98.4	99.2
725312	fraudulently obtaining or using a residence permit (visa) due to other modus operanti	3,502	2,010	1,492	74.2	99.9	99.8
725320	fraudulently obtaining or using a residence permit (residence permit or settlement permission)	1,253	1,148	105	9.1	98.0	99.3
725321	fraudulently obtaining or using a residence permit (residence permit or settlement permission) due to fictitious marriage	362	371	-9	-2.4	98.3	98.1

Key no.	Offence (categories)	Recorded cases		Change		CR %	
		2012	2011	Number	in %	2012	2011
725322	fraudulently obtaining or using a residence permit (residence permit or settlement permission) due to other modus operandi	891	777	114	14.7	97.9	99.9
725400	gang-type alien smuggling under Sect. 92b Aliens Act on a repetitive and gainful basis	206	345	-139	-40.3	64.6	66.4
725410	gang-type smuggling resulting in death pursuant to Sect. 97 (1) Aliens Act	0	0	0	x	0.0	0.0
725420	commercial and gang-type facilitation of aliens pursuant to Sect. 97 (2) Aliens Act	206	345	-139	-40.3	64.6	66.1
725500	offences against Sects. 84 and 85 of the Asylum Procedures Act	2,940	3,224	-284	-8.8	99.8	99.8
725510	offences against Sect. 84 Asylum Procedures Act	71	69	2	x	100.0	98.6
725520	offences against Sect. 85 Asylum Procedures Act	2,869	3,155	-286	-9.1	99.8	99.8
725600	gang-type inducement to fraudulent application for asylum on a repetitive and gainful basis (Sect. 84a Asylum Procedures Act)	0	2	-2	x	0.0	50.0
725700	illegal stay under the Aliens Act	44,260	37,514	6,746	18.0	99.5	99.5
725710	illegal stay pursuant to Sect. 95 (1) subpara 1 and 2 Aliens Act	42,329	35,589	6,740	18.9	99.5	99.5
725720	illegal stay after expulsion/deportation pursuant to Sect. 95 (2) subpara 1b Aliens Act	1,931	1,925	6	0.3	99.7	99.9
725800	entry (border crossing) or stay despite the refusal of freedom of movement (Sect. 9 Freedom of Movement Act/E.U.)	296	205	91	44.4	100.0	100.0
725900	other offences against Aliens Act	7,397	7,293	104	1.4	99.7	99.6
726000	offences against the Weapons Act and the War Weapons Control Act	38,514	38,685	-171	-0.4	91.9	92.6
726100	offences violating the Explosives Act	5,269	3,652	1,617	44.3	81.9	82.8
726200	offences against the Weapons Act	32,665	34,464	-1,799	-5.2	93.6	93.7
726300	offences against the War Weapons Control Act	580	569	11	1.9	90.3	86.3
728000	offences against the Federal (or State) Data Protection Act	479	571	-92	-16.1	69.5	70.4
728010	offences against the State Data Protection Act	173	214	-41	-19.2	59.0	72.9
728020	offences against the Federal Data Protection Act	306	357	-51	-14.3	75.5	68.9
730000	drug offences - Narcotics Act (unless included under another key no.)	237,150	236,478	672	0.3	94.4	94.7
731000	general violations under Sect. 29 NCA (unless these are to be recorded under key no. 7340 ff.)	173,337	170,297	3,040	1.8	95.3	95.6
731100	involving heroin	10,096	13,609	-3,513	-25.8	96.1	96.9
731200	involving cocaine	10,525	10,199	326	3.2	92.4	94.7
731201	general violation (Sect. 29 NCA) - involving crack	1,693	2,156	-463	-21.5	94.4	95.3
731202	general violation (Sect. 29 NCA) - involving cocaine	8,832	8,043	789	9.8	92.1	94.6
731300	involving LSD	160	173	-13	-7.5	96.9	93.6
731400	involving amphetamine/methamphetamine and their derivatives in powder or liquid form	30,928	31,330	-402	-1.3	96.1	95.4
731500	involving amphetamine/methamphetamine and their derivatives in tablet or capsule form (ecstasy)	3,770	2,895	875	30.2	96.0	96.1
731800	involving cannabis and preparations thereof	106,215	101,186	5,029	5.0	95.3	95.7
731900	involving other drugs	11,643	10,905	738	6.8	93.9	94.4
732000	trafficking in, and smuggling of drugs under Sect. 29 NCA	45,040	48,291	-3,251	-6.7	92.3	92.5
732100	in/of heroin	3,367	4,517	-1,150	-25.5	90.9	91.6
732110	illegal trafficking (Sect. 29 NCA) - involving heroin	3,234	4,329	-1,095	-25.3	90.7	91.4
732120	smuggling (Sect. 29 NCA) - of heroin	133	188	-55	-29.3	95.5	96.3
732200	in/of cocaine	2,878	3,315	-437	-13.2	89.4	89.7
732210	illegal trafficking (Sect. 29 NCA) - involving cocaine including crack	2,682	3,066	-384	-12.5	89.8	90.3
732211	illegal trafficking (Sect. 29 NCA) - involving crack	117	289	-172	-59.5	95.7	96.5
732212	illegal trafficking (Sect. 29 NCA) - involving cocaine	2,565	2,777	-212	-7.6	89.6	89.7
732220	smuggling (Sect. 29 NCA) - of cocaine including crack	196	249	-53	-21.3	83.7	82.3
732221	smuggling (Sect. 29 NCA) - of crack	0	3	-3	x	0.0	66.7
732222	smuggling (Sect. 29 NCA) - of cocaine	196	246	-50	-20.3	83.7	82.5
732300	in/of LSD	83	79	4	x	73.5	94.9
732310	illegal trafficking (Sect. 29 NCA) - involving LSD	76	59	17	x	72.4	98.3

Key no.	Offence (categories)	Recorded cases		Change		CR %	
		2012	2011	Number	in %	2012	2011
732320	smuggling (Sect. 29 NCA) - of LSD	7	20	-13	x	85.7	85.0
732400	in/of amphetamine/methamphetamine and their derivatives in powder or liquid form	7,067	6,973	94	1.3	95.0	94.5
732410	illegal trafficking (Sect. 29 NCA) - involving amphetamine/methamphetamine and their derivatives in powder or liquid form	5,990	6,058	-68	-1.1	94.5	93.8
732420	smuggling (Sect. 29 NCA) - of amphetamine/methamphetamine and their derivatives in powder or liquid form	1,077	915	162	17.7	98.0	99.0
732500	in/of amphetamine/methamphetamine and their derivatives in tablet or capsule form (ecstasy)	1,077	788	289	36.7	93.2	95.1
732510	illegal trafficking (Sect. 29 NCA) - involving amphetamine/methamphetamine and their derivatives in tablet or capsule form (ecstasy)	964	699	265	37.9	92.9	95.3
732520	smuggling (Sect. 29 NCA) - of amphetamine/methamphetamine and their derivatives in tablet or capsule form (ecstasy)	113	89	24	x	95.6	93.3
732800	in/of cannabis and preparations thereof	27,710	29,917	-2,207	-7.4	92.5	93.2
732810	illegal trafficking (Sect. 29 NCA) - involving cannabis and preparations thereof	16,637	15,990	647	4.0	91.9	92.1
732820	smuggling (Sect. 29 NCA) - of cannabis and preparations thereof	11,073	13,927	-2,854	-20.5	93.4	94.4
732900	in/of other drugs	2,858	2,702	156	5.8	88.4	84.9
732910	illegal trafficking (Sect. 29 NCA) - involving other drugs	2,618	2,421	197	8.1	88.3	85.5
732920	smuggling (Sect. 29 NCA) - of other drugs	240	281	-41	-14.6	89.2	80.1
733000	illegal importation of drugs under Sect. 30 (1) no. 4 NCA (significant amounts)	2,627	2,500	127	5.1	95.9	95.8
733100	of heroin	439	463	-24	-5.2	95.7	95.2
733200	of cocaine	426	416	10	2.4	90.4	92.8
733201	illegal importation of drugs in not insignificant amounts (Sect. 30 (1) no. 4 NCA) - of crack	2	2	0	x	50.0	100.0
733202	illegal importation of drugs in not insignificant amounts (Sect. 30 (1) no. 4 NCA) - of cocaine	424	414	10	2.4	90.6	92.8
733300	of LSD	1	3	-2	x	100.0	100.0
733400	of amphetamine/methamphetamine and their derivatives in powder or liquid form	711	524	187	35.7	98.3	97.7
733500	of amphetamine/methamphetamine and their derivatives in tablet or capsule form (ecstasy)	61	67	-6	x	96.7	100.0
733800	of cannabis and preparations thereof	814	848	-34	-4.0	97.2	95.8
733900	of other drugs	175	179	-4	-2.2	93.1	96.6
734000	other violations of the NCA	16,146	15,390	756	4.9	91.2	91.8
734100	illegal cultivation of drugs under Sect. 29 (1) no. 1 NCA	4,595	3,720	875	23.5	82.3	83.6
734200	cultivation of/production of/trafficking in drugs as a member of a gang (Sects. 30 (1) no. 1, 30a NCA)	665	602	63	10.5	97.9	99.3
734210	cultivation of/production of/trafficking in drugs as a member of a gang (Sects. 30 (1) no. 1, 30a NCA)	158	130	28	21.5	97.5	100.0
734220	violations pursuant (Sect. 30a NCA)	507	472	35	7.4	98.0	99.2
734300	making available funds or other assets (Sect. 29 (1) no. 13 NCA)	29	31	-2	x	100.0	100.0
734400	advertising drugs (Sect. 29 (1) no. 8 NCA)	3	7	-4	x	66.7	57.1
734500	dispensing, administering, or making available drugs to minors (Sect. 29a (1) no. 1; where applicable Sect. 30 (1) no. 2 NCA)	1,588	1,401	187	13.3	94.0	93.1
734510	dispensing, administering, or making available drugs to minors (Sect. 29a (1) no. 1 NCA)	1,461	1,292	169	13.1	93.8	92.7
734520	dispensing, administering, or making available drugs to minors on a commercial basis (Sect. 30 (1) no. 2 NCA)	127	109	18	16.5	95.3	97.2
734600	negligently causing another's death by handing over, etc. of drugs (Sect. 30 (1) no. 3 NCA)	27	22	5	x	81.5	104.5
734700	illegal prescription and administration by physicians (Sect. 29 (1) no. 6 NCA)	113	88	25	x	99.1	102.3
734800	trafficking, production of, dispensing, and possession of a significant amount of drugs (Sect. 29a (1) no. 2 NCA)	9,126	9,519	-393	-4.1	94.6	94.2
734810	illegal dispensing and possession in not insignificant amounts pursuant (Sect. 29a (1) no. 2 NCA)	1,788	1,801	-13	-0.7	94.5	93.7
734811	of heroin	193	215	-22	-10.2	97.4	97.2
734812	of cocaine including crack	173	237	-64	-27.0	94.8	92.0

Key no.	Offence (categories)	Recorded cases		Change		CR %	
		2012	2011	Number	in %	2012	2011
734813	of LSD	3	1	2	x	100.0	100.0
734814	of amphetamine/methamphetamine and their derivatives in powder or liquid form	380	302	78	25.8	95.3	94.4
734815	amphetamine/methamphetamine and their derivatives in tablet or capsule form (ecstasy)	25	47	-22	x	100.0	97.9
734818	of cannabis and preparations thereof	853	852	1	0.1	93.9	92.6
734819	of other drugs	161	147	14	9.5	90.7	94.6
734820	illegal trafficking in not insignificant amounts pursuant (Sect. 29a (1) no. 2 NCA)	6,919	7,361	-442	-6.0	94.7	94.5
734821	of heroin	774	975	-201	-20.6	94.6	95.6
734822	of cocaine including crack	937	1,044	-107	-10.2	91.0	93.9
734823	of LSD	1	9	-8	x	100.0	88.9
734824	of amphetamine/methamphetamine and their derivatives in powder or liquid form	1,706	1,783	-77	-4.3	96.4	95.5
734825	of amphetamine/methamphetamine and their derivatives in tablet or capsule form (ecstasy)	168	153	15	9.8	95.8	97.4
734828	of cannabis and preparations thereof	3,098	3,125	-27	-0.9	95.1	94.4
734829	of other drugs	235	272	-37	-13.6	91.5	86.4
734840	illegal production in not insignificant amounts pursuant to Sect. 29a (1) no. 2 NCA	419	357	62	17.4	93.1	91.3
734841	of heroin	3	1	2	x	66.7	100.0
734842	of cocaine including crack	4	5	-1	x	100.0	100.0
734843	of LSD	0	0	0	x	0.0	0.0
734844	of amphetamine/methamphetamine and their derivatives in powder or liquid form	40	27	13	x	92.5	96.3
734845	amphetamine/methamphetamine and their derivatives in tablet or capsule form (ecstasy)	5	7	-2	x	100.0	85.7
734848	of cannabis and preparations thereof	356	298	58	19.5	93.3	90.9
734849	of other drugs	11	19	-8	x	90.9	89.5
740000	offences against supplementary criminal legislation in the environmental sector (in addition to key no. 7160)	7,689	7,788	-99	-1.3	61.6	62.7
740001	Transplant Act (illegal organ trafficking)	2	4	-2	x	100.0	75.0
740002	law restricting the transport and import of dogs	72	51	21	x	95.8	98.0
740003	violation of the Naturopath Act	77	117	-40	-34.2	97.4	99.1
740079	other supplementary criminal legislation in the environmental sector	113	138	-25	-18.1	54.9	58.7
741000	offences under the Chemicals Act	379	412	-33	-8.0	93.1	88.3
741001	offences pursuant to Sect. 27 Chemicals Act in connection with the Hazardous Substances Regulation	318	365	-47	-12.9	94.3	87.1
741079	other offences under the Chemicals Act	61	47	14	x	86.9	97.9
742000	offences under the Protection against Diseases Act and the Epizootic Diseases Act	40	26	14	x	77.5	92.3
742010	Protection against Diseases Act	16	15	1	x	93.8	100.0
742020	Epizootic Diseases Act	24	11	13	x	66.7	81.8
743000	offences under the Nature Conservation Act, Animal Protection Act, Federal Hunting Act, Plant Protection Act	7,006	7,040	-34	-0.5	59.2	60.3
743010	Nature Conservation Act	336	367	-31	-8.4	79.5	76.6
743020	Animal Protection Act	6,570	6,584	-14	-0.2	57.9	59.2
743030	Federal Hunting Act	91	87	4	x	75.8	73.6
743040	Plant Protection Act	9	2	7	x	77.8	50.0

Key no.	Offence (categories)	Recorded cases		Change		CR %	
		2012	2011	No.	in %	2012	2011
Aggregate key number							
890000	total offences, excluding offences against the Aliens Act, the Asylum Procedures Act, and the Freedom of Movement Act/E.U. (key no. 7250)	5,908,011	5,912,355	-4,344	-0.1	53.7	54.1
891000	drug-related crime	239,302	239,491	-189	-0.1	94.2	94.4
891100	offences directly aimed at procuring drugs	2,152	3,013	-861	-28.6	66.3	71.4
892000	violent crime	195,143	197,030	-1,887	-1.0	74.0	75.3
893000	economic crime	81,793	79,515	2,278	2.9	91.1	89.3
893100	in fraud cases	47,829	41,612	6,217	14.9	89.4	85.1
893200	insolvency offences according to the PC and supplementary criminal legislation	11,518	12,392	-874	-7.1	99.5	99.7
893300	economic crime in the fields of investment, financing, etc.	6,415	7,792	-1,377	-17.7	96.2	96.6
893400	competition-related offences	2,409	2,619	-210	-8.0	87.2	86.9
893500	economic crime in connection with employment	10,701	10,711	-10	-0.1	99.7	99.6
893600	fraud and breach of trust in connection with holdings and capital investment	5,141	7,094	-1,953	-27.5	97.6	97.6
895000	trafficking in human beings	623	716	-93	-13.0	86.2	85.9
896000	offences against provisions designed to protect young persons	797	960	-163	-17.0	87.3	86.1
897000	computer crime	87,871	84,981	2,890	3.4	29.9	32.6
898000	environmental crime	31,847	33,038	-1,191	-3.6	68.7	68.8
898100	environmental crimes pursuant to chapter 29 of the German Penal Code	12,749	13,342	-593	-4.4	61.7	59.6
898200	other environment-related crimes pursuant to the German Penal Code	4,529	4,484	45	1.0	70.1	70.9
898300	environmental offences pursuant to supplemental penal statutes	14,569	15,212	-643	-4.2	74.4	76.2
899000	street crime	1,357,134	1,382,949	-25,815	-1.9	17.4	17.7
899500	damage to property by graffiti in total	110,172	115,623	-5,451	-4.7	21.5	23.8
900100	murder and manslaughter	2,126	2,174	-48	-2.2	95.9	96.1
980100	hightec/computer crime in the narrower sense	63,959	59,494	4,465	7.5	26.5	30.0

Aggregate key numbers

List of aggregate key numbers and crime keys included therein:

890000: -----; less 725000

891000 730000, 218000, *71000, *72000, *73000, *74000, *75000 and 542000

891100 218000, *71000, *72000, *73000, *74000, *75000 and 542000

892000: 010000, 020000, 111000, 210000, 221000, 222000, 233000, 234000 and 235000

893000: is recorded by using a special designation

893100 510000 (only for cases with the special designation economic crime=yes)

893200 560000, 712100 and 712200 (only for cases with the special designation economic crime=yes)

893300: 513000, 514100, 514300, 514400, 514500 and 714000 (only for cases with the special designation economic crime=yes)

893400 656000, 715000 and 719200 (only for cases with the special designation economic crime=yes)

893500: 517300, 517700, 522000 and 713000 (only for cases with the special designation economic crime=yes)

893600 513100, 513200, 513300, 513400 and 521100 (only for cases with the special designation economic crime=yes)

895000: 236000, 237000, 238000

896000: 143100, 626100, 721000 and 722000

897000: 516300, 517500, 517900, 543000, 674200, 678000, 715100 and 715200

898000: 662000, 675000, 676000, 677000, 679000, 716000 and 740000

898100 676000

898200 662000, 675000, 677000 and 679000

898300: 716000 and 740000

899000: 111100, 111200, 132000, 213000, 214000, 215000, 216000, 217000, 222100, 233300, 234300, *20*00, *30*00, *50*00, *55000; *90*00, *00100*), *00200*), *00300*), *00700*), 623000, 674100 and 674300

899500: 674011, 674021, 674111, 674311, 674321

900100*) 010000, 020000

980100*) 517500, 517900, 543000, 674200 and 678000

*) BKA-internal key number.

10 Definitions

Alcohol as an influence during commission of an offence

Alcohol is considered to be an influence if it impaired the suspect's judgment during commission of the offence. The decisive factor is whether the subject was obviously under the influence of alcohol, or whether the investigation indicates probable influence.

Case

➤ Cases that come to police notice

This is every (criminal) act listed in the catalogue of offences that is the subject of a complaint handled by the police. Punishable attempts also fall under this definition. The total number of cases that come to notice results from the addition of the figures given for the various offence categories.

➤ Case that is cleared up

A solved (cleared up) case is an illegal (criminal) act for which, based on the results of the police investigations, either a suspect known at least by name was established or a suspect was caught in the act.

Cash carrying persons

All transports by cash carrying persons that are primarily or exclusively devoted to the transportation of money or objects of value, for business or professional purposes, are considered to be cash/valuables transports. This applies to employees as well as to owners or managers of businesses, the corresponding commercial transports of money or valuables, and also postal personnel who deliver money orders.

Clearance rate

The clearance rate expresses the percentage relationship between cases cleared up and cases that came to police notice during the period under review. A clearance rate exceeding 100 can result if cases dating back to previous years are solved during the period under review.

$$CR = \frac{\text{cases cleared up} \times 100}{\text{cases that came to police notice}}$$

Communication services

"Communication services" covers all transmissions of speech/sound, text and images, regardless of the means of transmission. Access authorization can be in the form of a card (a prepaid telephone card, a telephone card used as a credit card, another access authorization card/chip) and/or another means of access (e.g. a password). Such offences are generally recorded under key no. 517900 (fraud by means of access authorization for communication services). See also page 13, handling special cases

Credit card

In the Police Crime Statistics, credit cards are considered to be all payment cards whose use results in a delay in charging the purchase to/debiting it against the respective account - key no. 516400 (in contrast to a debit card).

Daytime burglary of a residence

For Police Crime Statistics recording purposes, an offence is regarded as a daytime burglary of a residence (key no. 436*00) if it was committed between 6:00 a.m. and 9:00 p.m.

Debit card

In the Police Crime Statistics, debit cards are considered to be all payment cards whose use results in the purchase being charged to/debited against the respective account immediately after the card is presented (in contrast to a credit card). Debit cards can be used without a PIN (direct debiting, key no. 516200) or with a PIN (key no. 516300)

Drug offences / type of drug

If a drug offence involves several types of drugs, the following priorities apply when the respective statistics are recorded:

1. Heroin
2. Cocaine
3. Amphetamine/methamphetamine and derivatives of these in powder or liquid form
4. Amphetamine/methamphetamine and derivatives of these in the form of tablets or capsules (ecstasy)
5. LSD
6. Cannabis
7. Other drugs

Economic crime (key no. 893000)

The following offences are considered to be "economic crime":

1. all the criminal offences (except for computer fraud²) listed in Section 74c (1) Nos. 1-6 of the Judicature Act (GVG):
 - a. criminal offences according to the Patents Act, Utility Models Act, Semiconductor Protection Act, Plant Varieties Protection Act, Trademarks Act, Registered Designs Act, Copyright Act, Act against Unfair Competition, Stock Corporation Act, Act on the Financial Statements of Certain Enterprises and Groups, Limited Liability Company Act, Commercial Code, Act on Implementation of the EEC Regulation regarding the European Economic Interest Grouping, the Cooperatives Act, and the Company Transformation Act
 - b. criminal offences involving the banking industry and deposits, the stock exchange and credit system, the Insurance Industry Supervision Act and the Securities Trading Act
 - c. criminal offences according to the Economic Offences Act of 1954, the Foreign Trade and Payments Act, the Foreign Exchange Control Act as well as offences against fiscal monopoly, tax and customs law, including cases where their penal provisions are applicable pursuant to other laws; this does not apply if the same act constitutes an offence under the Narcotics Act and also does not apply to fiscal offences involving the motor vehicle tax.
 - d. criminal offences according to the Wine Act and food products legislation
 - e. subsidy fraud, investment fraud, credit fraud, bankruptcy offences, preferential treatment for creditors or debtors
 - f. anti-competitive agreements involving invitations to tender as well as taking and offering a bribe in business transactions
 - g. fraud, breach of trust, usury, granting a benefit and offering a bribe, insofar as special knowledge of the economic sector is necessary to make an assessment of the case
2. offences committed in connection with actual or simulated economic activity and which, in addition to causing losses to individuals, can impair the economic sector or the general public **and/or** that require a special knowledge of business to clear them up.

Such offences are recorded under the special designation "economic crime=yes".

Firearm

- Only firearms as defined in Section 1 of the Weapons Law are considered to be "fired" and "carried". With regard to individuals who are authorized to carry firearms in connection with their lawful duties, if complaints are filed against them as a result of carrying out their duties, this is not to be recorded as "carrying" a firearm.
- A case of being "threatened" by a firearm must be recorded if at least one victim feels subjectively threatened (even, for example, by a toy gun).
- The carrying of firearms must be recorded in those cases where the suspect had the firearm in his possession at the time an offence was committed. There does not have to be any intent to use the firearm.

² Computer fraud is included in the offences listed under the Judicature Act, but it often does not constitute economic crime (because the manipulation of machines is dominant).

- The legal definition of "firearms" according to Section 1 of the Weapons Law covers all devices designed to shoot ammunition and that propels the projectile through a barrel. This includes air pressure weapons, spring pressure weapons, carbon dioxide weapons, blank cartridge pistols, irritant weapons, signal pistols, and toy guns whose external form makes them appear to be automatic self-loading weapons that are war weapons in the sense of the War Weapons Control Act.

Hard drug users

Hard drug users are considered to be the users of the substances and preparations listed in Annexes I - III of the Narcotic Drugs Act, including manufactured pharmaceuticals that are subject to the provisions of narcotics legislation - with the exception of those persons who use only cannabis products (hashish, marijuana, hashish oil) or psilocybin (mushrooms) and of "exempted preparations". How these substances and preparations are consumed by the user does not matter.

To the extent that persons known as hard drug users consume alternative substances - "exempted preparations" or other medications or substances not covered by the Narcotic Drugs Act - this must also be considered as hard drug use.

Note: The most important hard drugs are heroin, cocaine, amphetamine/methamphetamine and derivatives of these in powder or liquid form as well as in the form of tablets or capsules (including ecstasy) and LSD.

Kiosk

A kiosk is defined as small, closed-off business premises where customers are served at a counter that prevents them from entering.

Loss

The basic definition of a loss is the monetary value (market value) of the illegally obtained property. In the case of fraud-type property offences, loss should be understood as the decrease in the value of the property. The respective loss must be recorded for all completed offence categories marked in the catalogue of offences (value stated in Euro, rounded up to the next full Euro amount). If no loss can be established, a loss of 1 € is assigned as a symbolic value. This also applies if, in the case of a completed property offence, the property in question was only endangered. If a fraud-related loss is also an insolvency-related loss, the full loss must be recorded under the insolvency offences (since 1 January 1994), while a loss of 1 € is recorded for the related fraud offence. No loss is recorded in the case of attempted murder attended with robbery.

Number of suspects per 100,000 (S/100,000)

This is the number of established suspects, calculated per 100,000 inhabitants of the corresponding segment of the population, in each case **without** children under 8 years of age (the key date is the 1st of January of the year under review). The problems presented by these "per 100,000" figures result from the fact that they are affected both by what is not reported in the population statistics (which do **not** include some of the suspects who come to notice - see the comments on the offence rate), and also by what is not reported in the Police Crime Statistics. In addition to the lack of figures for unreported crime, the perpetrators of cases that have not been cleared up are also not taken into account. Therefore this "per 100,000" figure cannot reflect the actual incidence of crime but rather, at the most, the incidence of crime cleared up and recorded by the police for the population as a whole or for specific subgroups.

$$S/100,000 = \frac{\text{suspects 8 years or older} \times 100,000}{\text{no. of persons in population 8 years or older}}$$

Offence rate (OR)

The offence rate is the total number of cases that come to police notice - or the number of cases for a specific type of offence - per 100,000 inhabitants (The key date is generally the 1st of January of the year under review; if a different date is given, this is the most recent one available). The informative value of the offence rate is negatively affected by the fact that only part of the criminal offences committed come to police notice, while at the same time offences committed by persons who are not counted as part of the German population (such as members of the armed forces stationed in Germany, foreign travellers in transit, tourists, visitors and cross-border commuters, as well as non-Germans who live in Germany illegally) are nevertheless included in the Police Crime Statistics.

$$OR = \frac{\text{no. of cases recorded} \times 100,000}{\text{no. of inhabitants}}$$

Place of the offence

The place of offence is the community in the Federal Republic of Germany where the unlawful (criminal) act was committed (place of occurrence). Offences committed on German ships or aircraft outside the Federal Republic of Germany are recorded as committed in the German state where the ship/aircraft has its home (air)port, and the place of the offence is recorded as "unknown". In cases where offences are committed on foreign merchant ships or nonmilitary aircraft on German territory, the German port of call, or airport where the aircraft landed, is considered to be the place of the offence. In the case of failure to pay fare on public transportation, the place where the suspect boarded the public transportation is generally considered to be the place of the offence. If the place where the subject boarded cannot be determined, the place from which the means of transport departed is designated as the place of the offence. If an international transport connection is concerned, the first place where the timetable indicates the subject can board in Germany is considered to be the place of the offence. In cases where maintenance has not been paid, the place of the offence is the place where the person entitled to maintenance resides, analogous to the procedure followed by the Public Prosecutor's Office.

Rate of increase (RoI)

The rate of increase indicates, for example, the percentage change in cases, in offence rates for overall crime, or for individual offences when different reporting periods are compared. A positive rate of increase indicates growth, and a negative rate of increase indicates a decline in cases or offence rates, for example.

$$RoI = \frac{(\text{year under review} - \text{previous year}) \times 100}{\text{previous year}}$$

Residence unknown

"Residence unknown" receives the same statistical treatment as "without fixed abode".

Robbery involving transports of cash or valuables

Those cases of robbery involving transports of cash or valuables considered by criminal law to be "assaults on motorists with intent to rob" are also included under key no. 213000.

Shoplifting

All thefts of goods on display committed by customers during business hours are recorded as shoplifting.

Substitute drugs/alternative substances

With regard to offences committed to procure drugs (robbery, theft, document forgery), the term "drugs" includes substitute drugs and alternative substances.

Suspects

- A suspect is everyone who, based on police inquiries and adequate factual evidence, is suspected of having committed an unlawful (criminal) act. This also includes accomplices, instigators and abettors.

A suspect who comes to notice in several cases involving the same crime during the period under review is counted only once in the same German state. Before 1983, a new entry was made each time for persons who came to notice several times during the year under review. Because this practice of counting the same person several times, which led to excessively high and structurally distorted figures on suspects, has been replaced by the approach of counting the "real" number of suspects on the level of German states difficulties arise when comparing the pre-1984 figures with the post-1984 figures. The same problem occurs when comparing the pre-2009 figures with the post-2009 figures because of the change to counting the "real" number of suspects not only on the state but on the federal level (see p. 5; 2009: Transition to delivery of individual data sets).

If, during the period under review, several offences from different key categories are linked to the same suspect, the suspect is counted separately for each subordinate group but is counted only once in the corresponding superordinate offence category and/or in the total number of offences. For this reason, adding up the number of suspects listed under the individual offences or offence categories does not produce the total number of suspects.

Furthermore, it should be noted that, when counting the number of suspects for the Police Crime Statistics, grounds for exemption from punishment or lack of criminal liability are not taken into account. For example, the total number includes children under 14 years of age who cannot be held responsible under criminal law. Persons who cannot be convicted because they are deceased, ill, or at large are also included as suspects.

- Non-German suspects are foreign nationals, stateless persons, or persons whose nationality has not been clarified. Persons who are German nationals and also citizens of another country are counted as Germans. If the same suspect comes to notice as having different nationalities within the same reporting period, he is recorded under the most recent nationality. An analogous approach is taken with regard to the residential status of non-German suspects. All non-Germans who are attending a school, college for higher professional training, or university in the Federal Republic of Germany are recorded as "students/pupils".

Time of the offence

The time of offence is the time when the respective crime was committed. In the case of offences committed over, or within, certain periods of time, the end of the period is considered to be the time of the offence. The time of the offence is considered to be unknown unless at least the month of commission can be determined.

Traffic offences

are:

- all violations of the regulations that have been adopted with a view to maintaining traffic safety in road, shipping and air traffic
- all offences involving negligence in connection with traffic accidents
- failure to stop after an accident
- all violations of the Compulsory Insurance Act and the Motor Vehicle Tax Act

The following are not counted as traffic offences (and must therefore be recorded in the Police Crime Statistics):

- dangerous intervention in rail, air and ship traffic in accordance with Section 315 of the German Penal Code
- dangerous intervention in road traffic in accordance with Section 315b of the German Penal Code
- improper manufacture, distribution or issue of vehicle number plates in accordance with Section 22a of the Road Traffic Law

Type of drug

- see drug offences

Victims

Victims are the natural persons against whom the punishable act was specifically directed. The victim must be recorded for all completed and attempted (categories of) offences marked with "V" in the catalogue of offences. With regard to the victim-suspect-relationship (from the victim's point of view), the closest relationship always has priority: kinship takes priority over acquaintance, which in turn has priority over the fellow countryman and the passing relationship. This also applies if there are several suspects and the closeness of their relationship to the victim differs. The characteristic "kinship" includes all family members in accordance with Section 11 (1) of the German Penal Code. The characteristic "fellow countryman" should only be considered in the case of non-German nationals if the victim and the suspect have the same nationality but are neither related to nor acquainted with each other.

11 Rules for recording cases

a) Recording prerequisites

Only cases for which adequate amounts of specific data are available may be recorded. Thus, as a minimum requirement, verifiable information must be available on the elements of the offence, the place of the offence, type of crime scene (e.g. street, building), and the time (or period of time) when the offence was committed. Vague, unverifiable statements by a suspect referring solely to the number of offences committed are not adequate.

b) Basic case recording principles

Every unlawful act (criminal offence) that comes to light during an investigation must be recorded as 1 case, regardless of how many victims are involved.

When a criminal offence coincides with another offence, these must also be recorded as 1 case (Section 52 of the German Penal Code - "natural unity of acts"). The criminal offence recorded as a case is the offence to which the most severe penalty applies in terms of type and degree.

Examples:

1. Break-in into a bar - victims: the proprietor, the brewery, the firm that set up the machines there
 = 1 case of theft committed under aggravating circumstances (key no. 415*00)
but:
 break-in into a bar followed by arson to cover the traces
 = 1 case of theft committed under aggravating circumstances (key no. 415*00)
 and
 1 case of arson (key no. 641000)
2. One person is injured by a stab, and his suit is damaged.
 = 1 case of dangerous and serious bodily injury (key no. 222000);
 the property damage is not recorded (because it coincides with the other offence).
3. Five persons are intentionally killed by an explosives offence
 = 1 case of murder (key no. 010000) with 5 victims

c) Subsequent acts of the same kind

When, during an investigation, further unlawful acts committed by the same suspect that are covered by the same key number come to light, these are recorded as only 1 case if the following prerequisites are met, provided that there is a direct spatial connection between the acts and regardless of whether the subject made his decisions on one occasion, or on several occasions. These prerequisites also apply to cases involving unknown perpetrators insofar as, from a criminological point of view, subsequent acts of the same type can be linked to one perpetrator, or to perpetrators acting jointly, who are as yet unidentified.

➤ Repeated commission of the same unlawful act solely to the detriment of the same victim.

Example:

One juvenile offender has committed shoplifting offences on a continuous basis (key no. 326*00) to the detriment of the same department store

= 1 case

but:

One suspect has encashed 10 checks stolen from one victim at 10 different stores

= 10 cases (no direct spatial connection)

- Repeated commission of the same unlawful act (without specific victims).

Examples:

1. An antique dealer has bought stolen art objects over a relatively long period of time
= 1 case
2. A physician has frequently prescribed narcotics in violation of a prohibition, or an individual has repeatedly distributed pornographic publications
= 1 case, respectively
3. A concern pollutes a body of water for a long period of time (Section 324 of the German Penal Code)
= 1 case

Even relatively long time intervals do not constitute an interruption of subsequent acts of the same kind.

d) Penal accumulation of offences

If several unlawful acts committed by the same suspect were independent acts to the detriment of different victims, each act counts as 1 case.

Examples:

1. Articles are stolen from 10 motor vehicles parked in a garage
= 10 cases
2. A tire-slasher damages one or several tires on 12 different vehicles
= 12 cases

e) Handling of special cases

- Fraud and competition-related offences

- Fraud using unlawfully obtained non-cash means of payment (key no. 516100 ff.) is given priority for recording purposes if another key no. for fraud offences is involved
- Credit and subsidy fraud (Sections 264 and 265b of the German Penal Code)
If one and the same act violates both Section 263 and Section 265b of the German Penal Code (and possibly also Section 264), only the more specific offence (key no. 514100 or 514200) is recorded.
- Fraudulent obtaining of services (key no. 515000)
In the case of collective complaints for fraudulent obtaining of services involving public transportation, only 1 case of fraudulent obtaining of services is recorded.
- Fraud involving authorization to access communication services (key no. 517900)
Because the most important aspect of the offence is probably overcoming the obstacles to access authorization, if there is an overlap with fraudulent failure to supply goods as agreed/obtaining goods by fraud (key group 511000), fraud involving authorization to access communication services takes priority. On the other hand, in the case of fraud using unlawfully obtained non-cash means of payment (key group 516000), this takes priority over fraud involving authorization to access communication services.
- Taking and offering a bribe in business transactions (Sections 299 and 300 of the German Penal Code)
An offence committed on a repetitive and gainful basis or by a subject who is a member of a gang (Section 300, sentence 2, no. 2 of the German Penal Code - key no. 657200) has priority for recording purposes if, at the same time, there is a major benefit in accordance with Section 300, sentence 2, no. 1 of the German Penal Code (key no. 657300).

- Taking of hostages

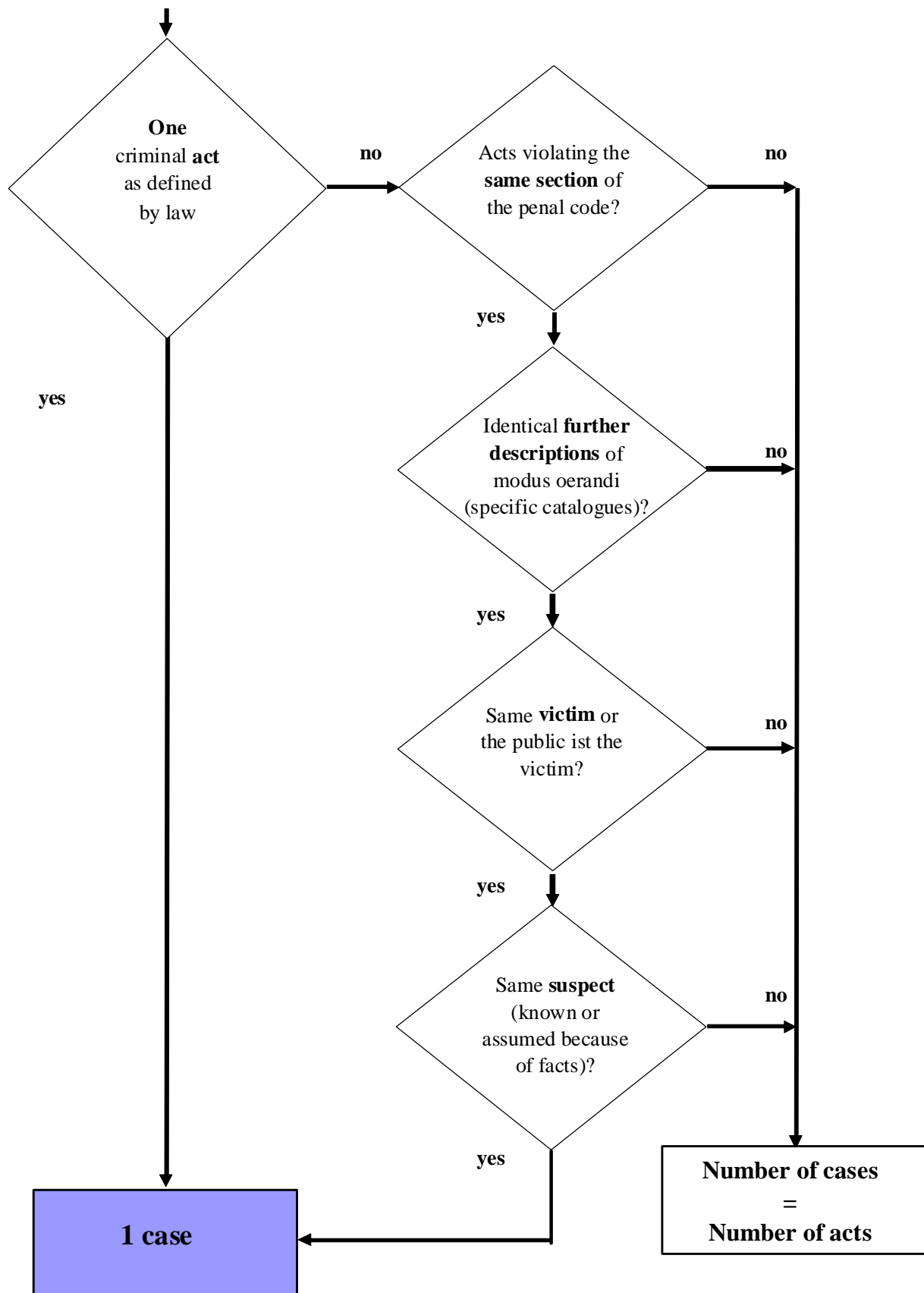
If, during hostage-taking as defined in Section 239b of the German Penal Code, several hostages are taken successively, this is recorded as only one case if the perpetrator seized the further victims in direct connection with the first hostage-taking, so that the course of this action continued without interruption. Where the first hostage was taken is the decisive factor in determining the place of the offence.

- Counterfeiting of currency and official stamps
The production, uttering or passing of counterfeit currency is only recorded in the statistics if the suspect in question has confessed or been convicted. The recording of cases that have not been cleared up is permissible with regard to key nos. 553100 "use of false payment cards or blank cheques" and 553200 "counterfeiting, falsifying, procuring, offering for sale or handing over false payment cards or blank cheques"..
 - Illegal entry (border crossing) / residence
When there is illegal entry (border crossing) followed by illegal residence, only the illegal entry is recorded under key number 725100 as one case.
 - Bankruptcy offences
Independent of the number of victims and the question of whether specific elements that constitute the offence of bankruptcy (Sections 283 and 283a of the German Penal Code) occur more than once, only one case is recorded under key number 561000 or 562000. The same applies to cases where specific elements that constitute the offences defined in Sections 283b, 283c and 283d of the German Penal Code occur more than once.
 - Breach of the public peace
Offences that represent a breach of the public peace are counted as one case if there is a direct spatial connection, regardless of the number of suspects concerned. This spatial connection can refer, for example, to a public square, or to a street (including neighboring streets).
 - Drug offences
Only one case is recorded if the trafficker/s, or groups of traffickers, have sold drugs for a long period of time, or when one person has procured drugs over a long period of time.
 - Document forgery as an act preparatory to commission of an offence
When document forgery is an act preparatory to the commission of another offence, it is recorded separately - independent of the procedures for recording offences that coincide with other offences.
Exception: document forgery as an act preparatory to commission of fraud.
 - Copyright Act
When violations of the Copyright Act are recorded, these are recorded as only one case, analogous to the procedures used for recording insolvency offences.
-

12 Annex: Charts

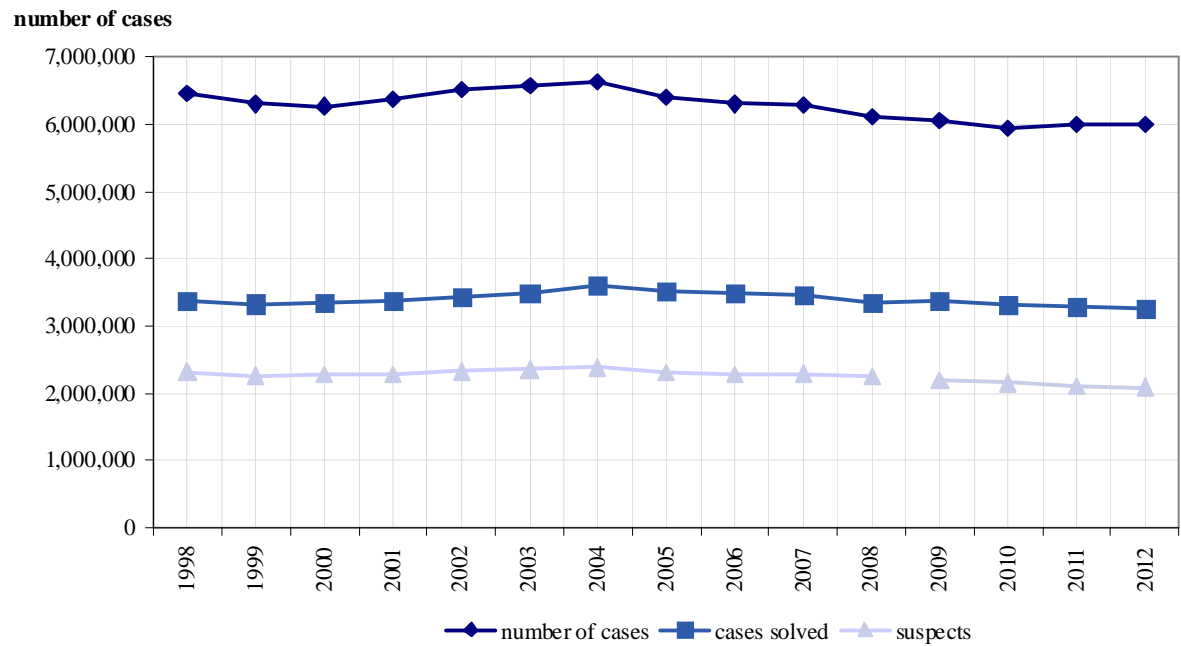
Scheme for finding the number of cases

12 – S01



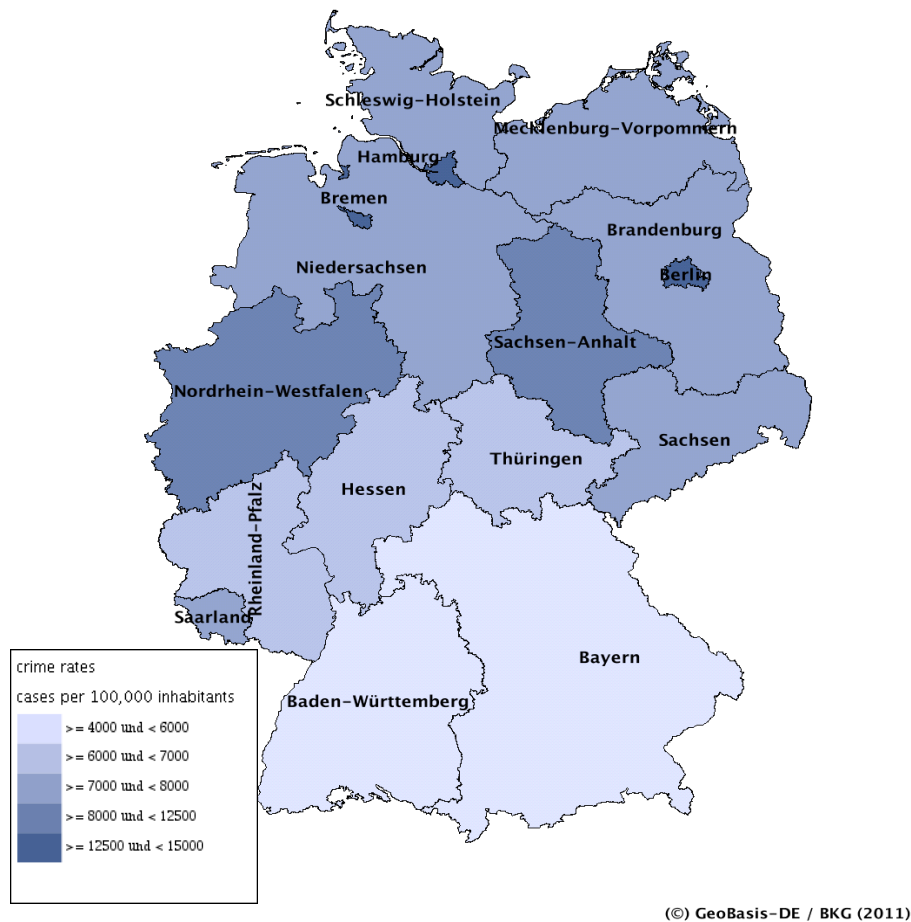
Total crime

12 – G01



Crime rates in the “Länder” of Germany

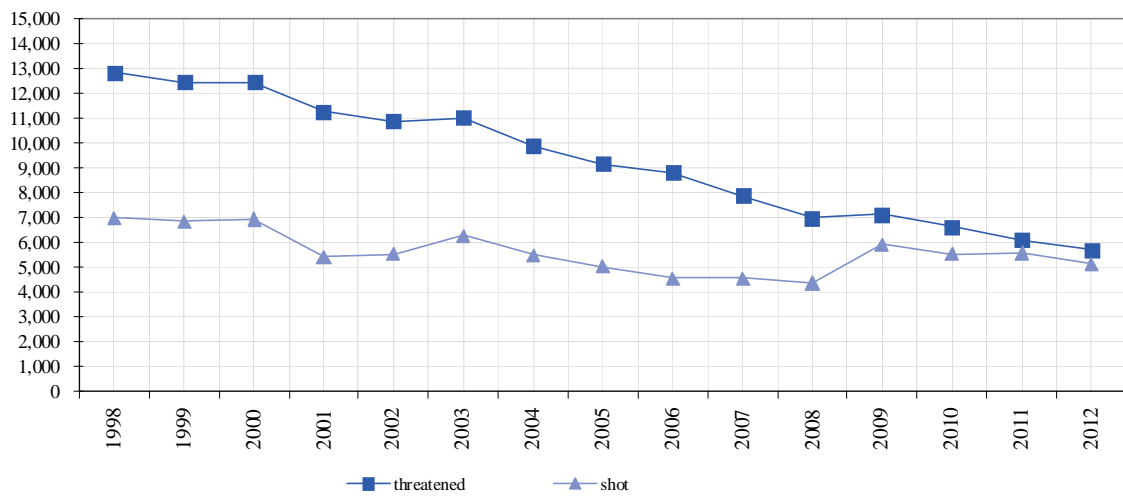
12 – K01



Development of use of firearms

12 – G02

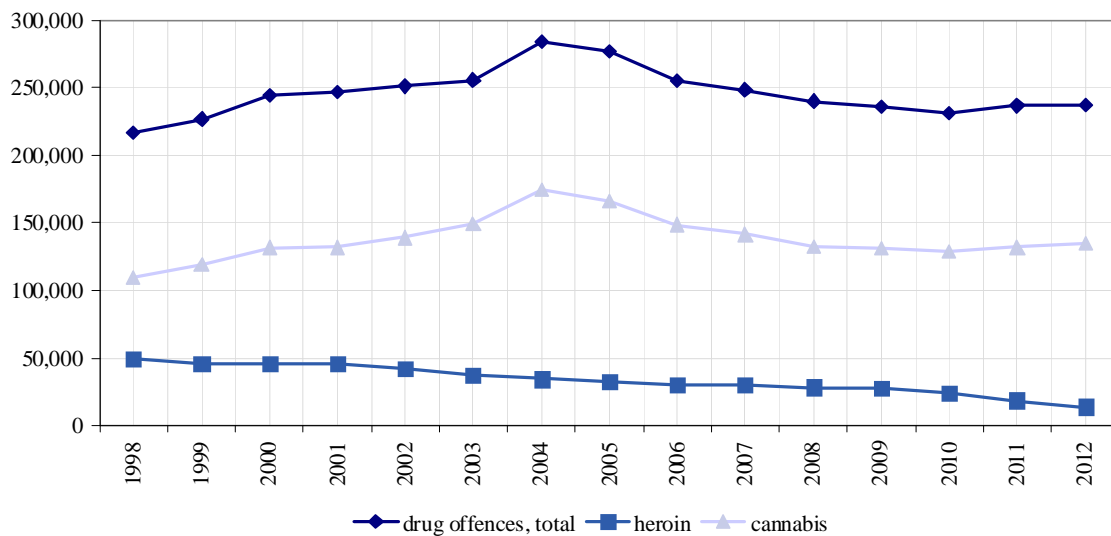
number of cases



Development of drug offences

12 - G03

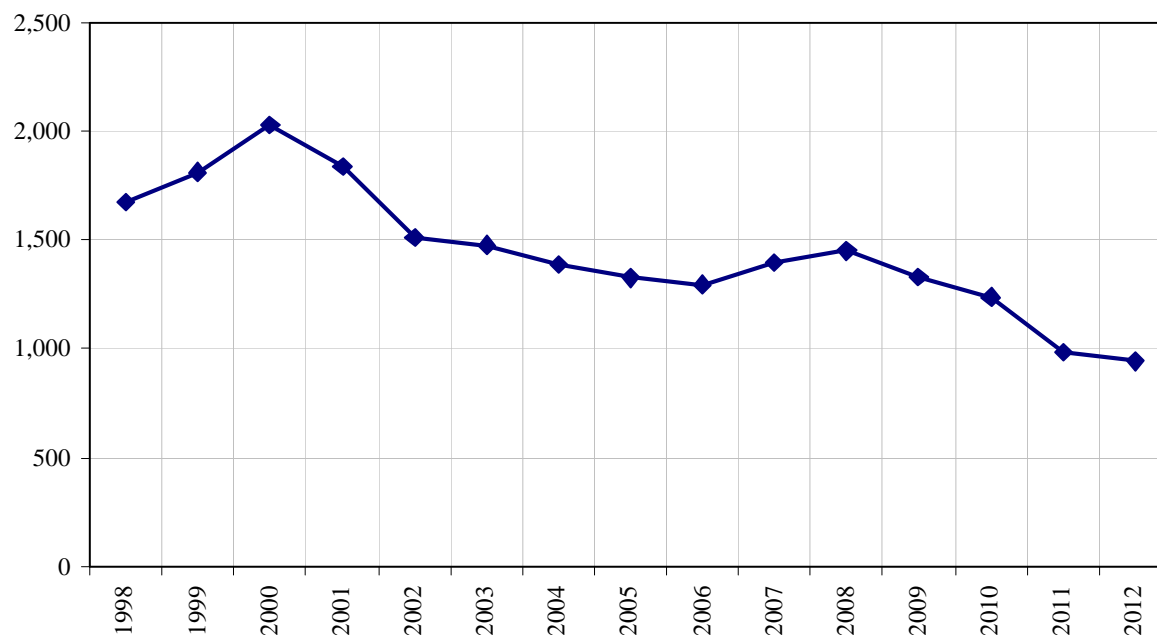
number of cases



Development of deaths caused by drug abuse

12 – G04

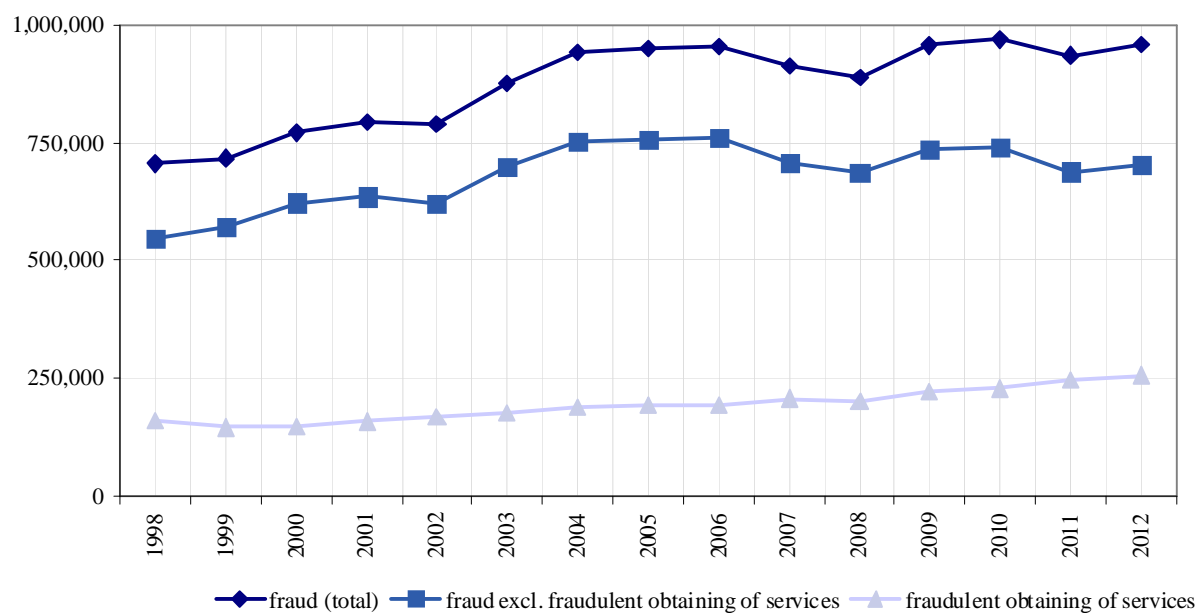
number of persons



Development of fraud

12 – G05

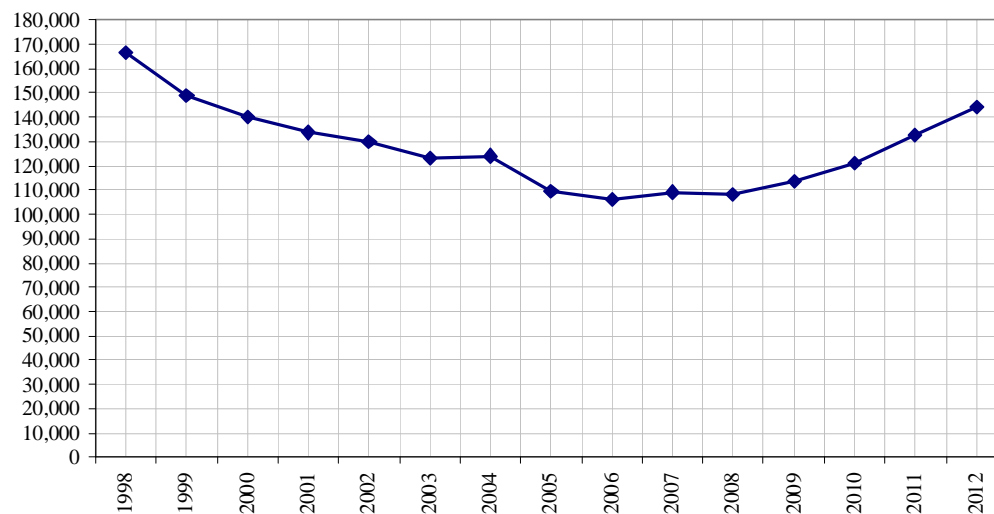
number of cases



Development of theft by burglary in a dwelling

12 – G06

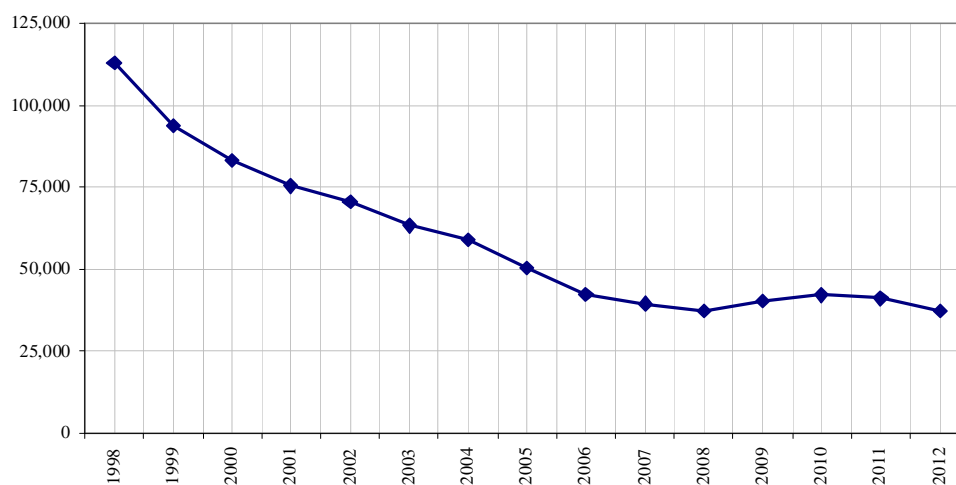
number of cases



Development of car theft

12 – G07

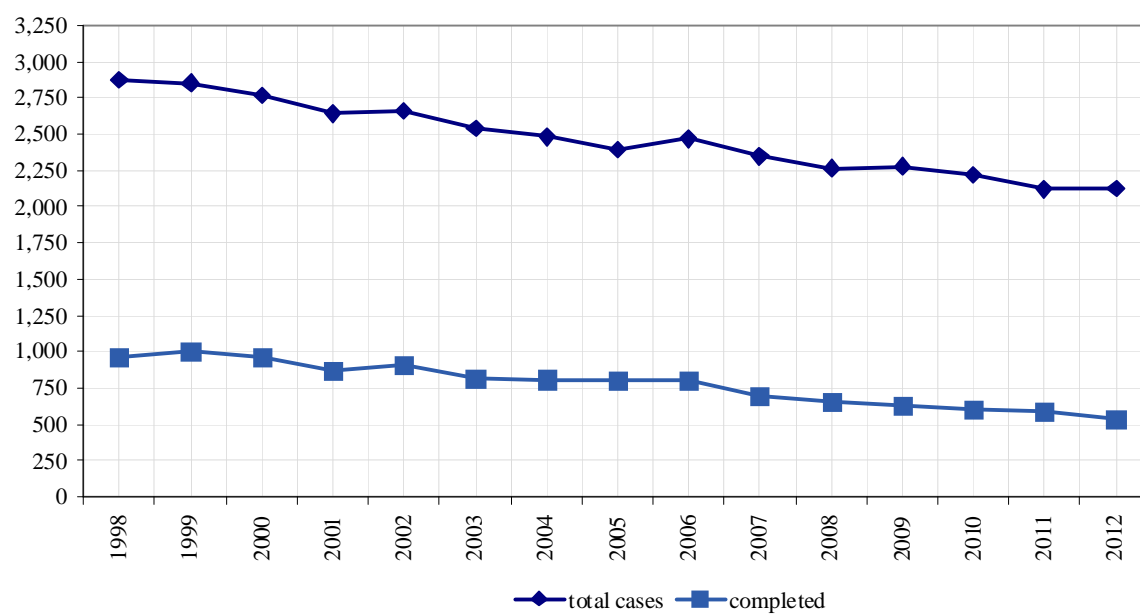
number of cases



Development of murder and non negligent manslaughter

12 – G08

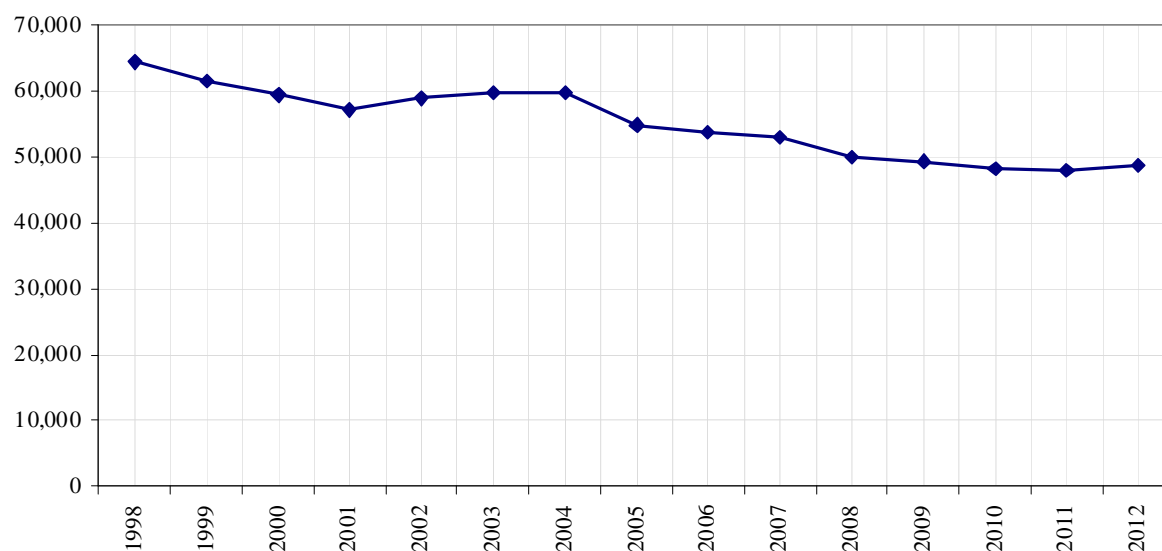
number of cases

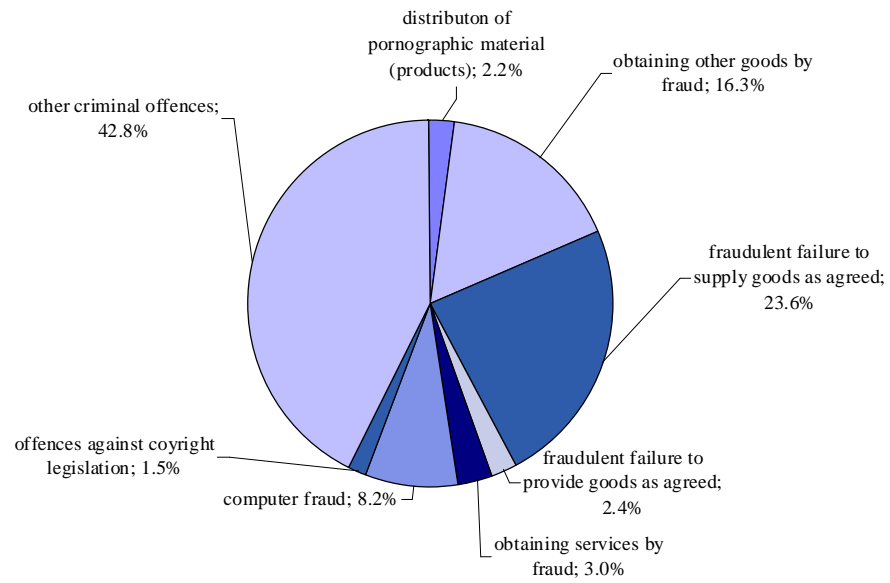


Development of robbery

12 – G09

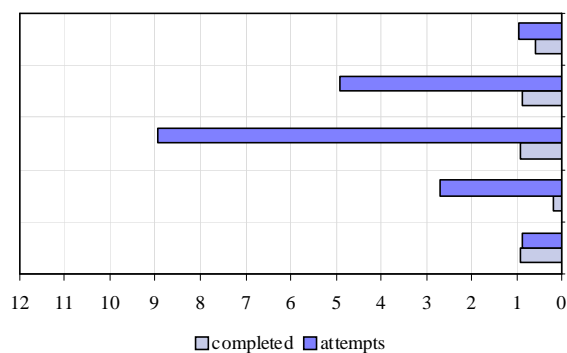
number of cases



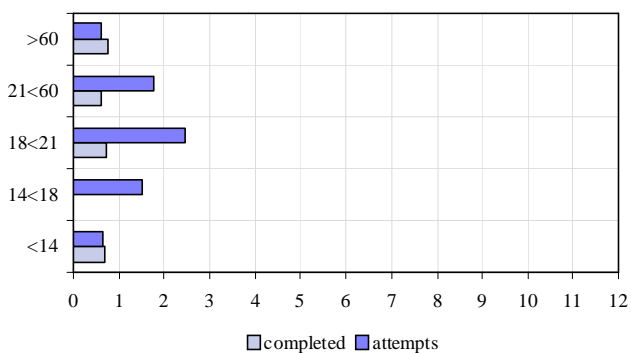
Offences committed by using the internet = 229,408 cases*12 – G10*

12 - G11

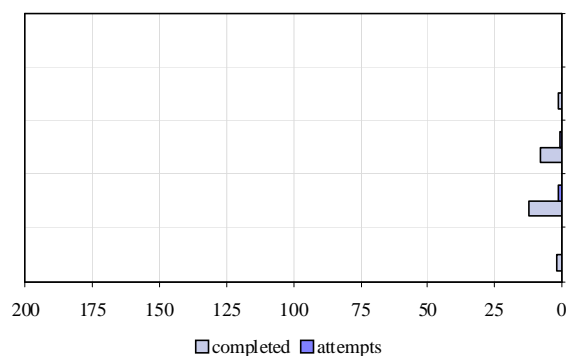
male



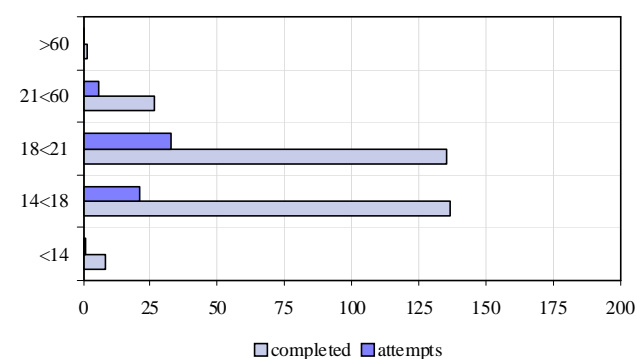
female



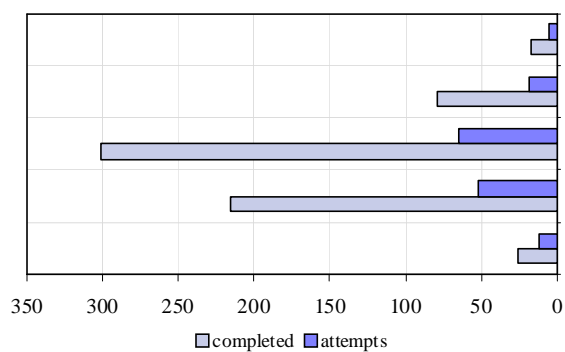
male



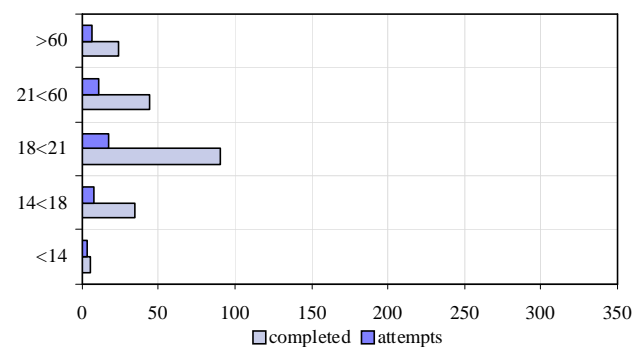
female



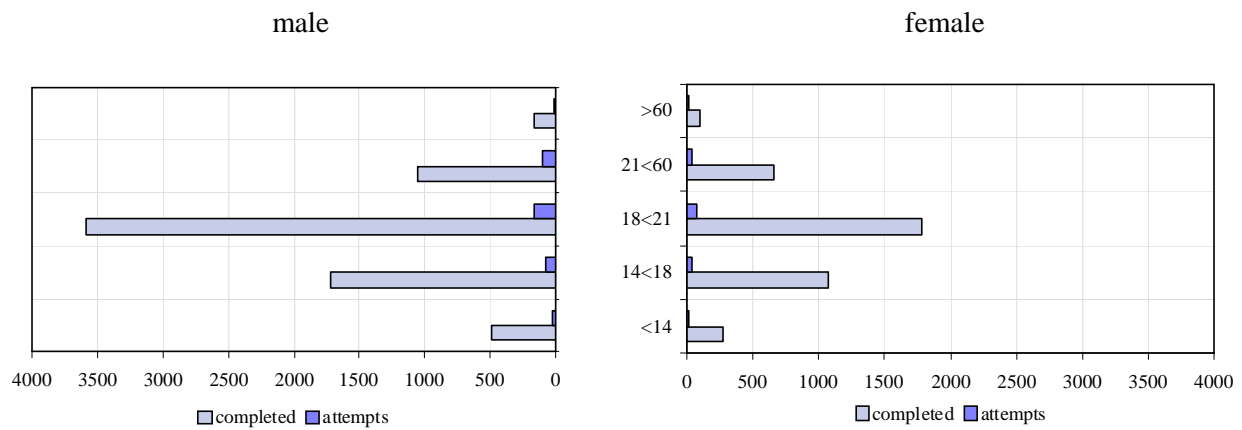
male



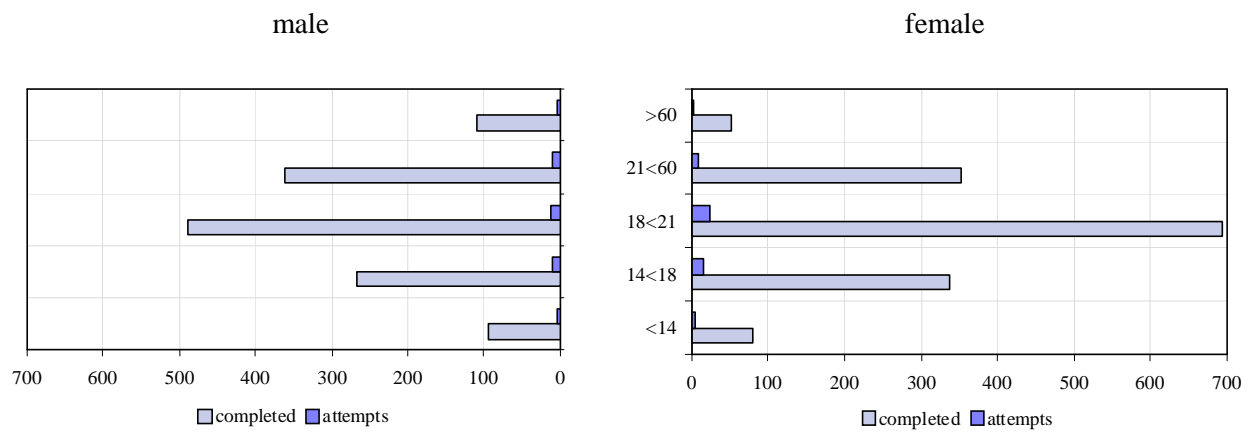
female



Victim rate – bodily injury



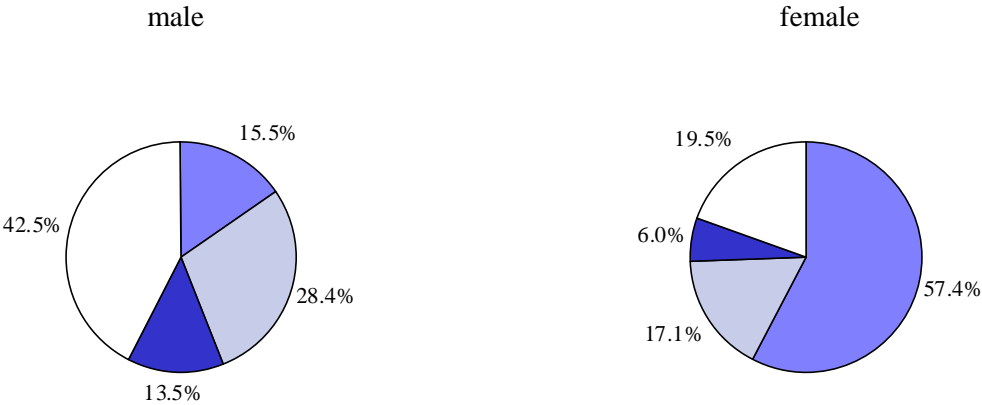
Victim rate – offences against personal freedom



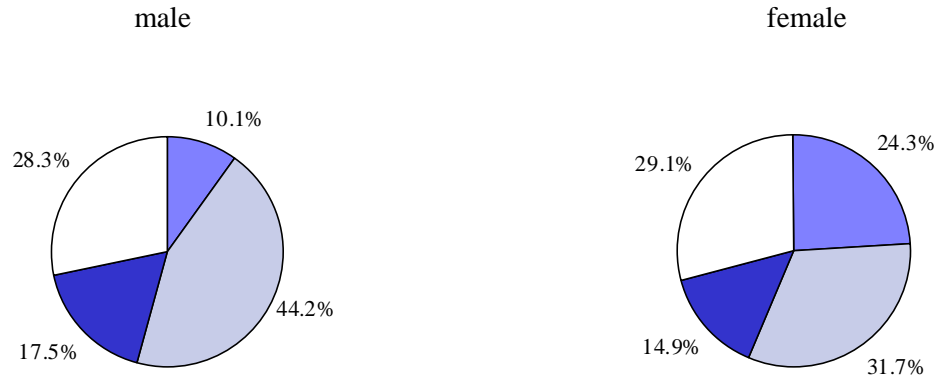
Victims and their relationship to suspects (incl. attempts) – share in percent

12 – G12

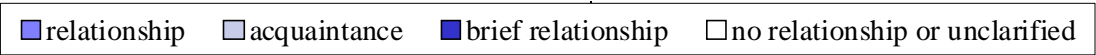
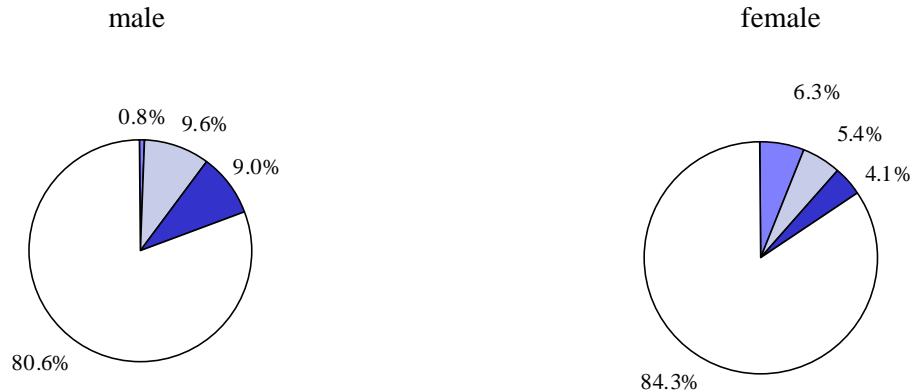
Murder and non-negligent manslaughter

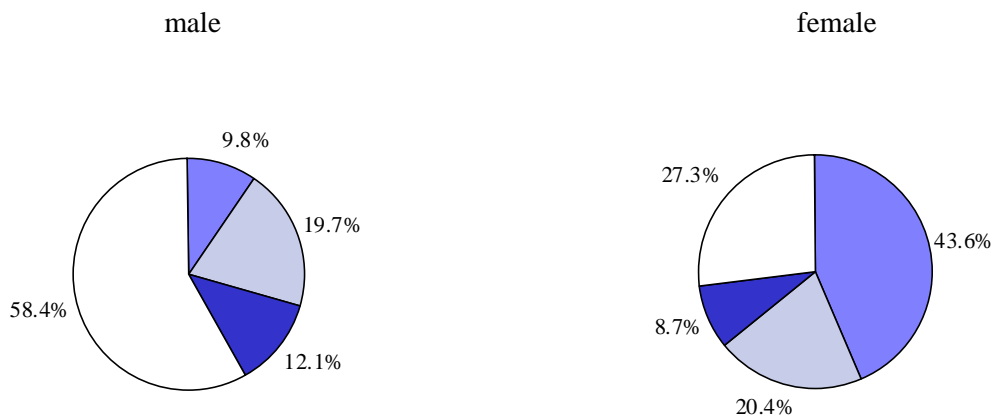
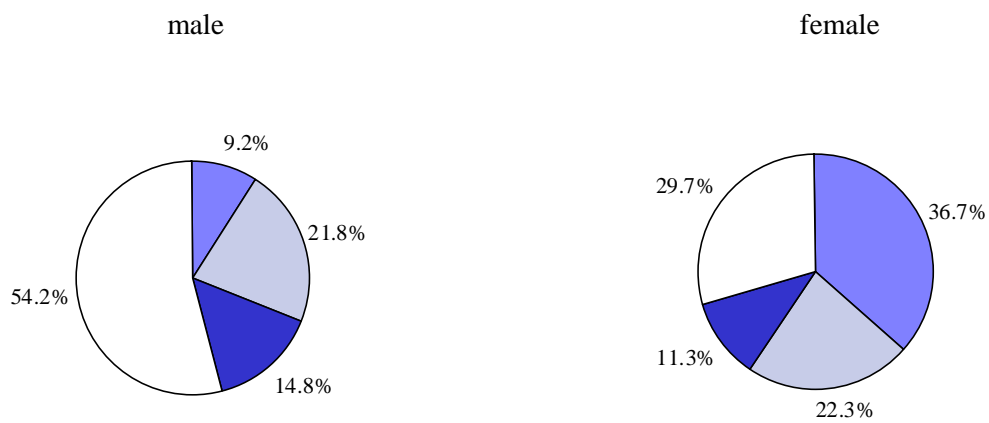


Sex offences with violence

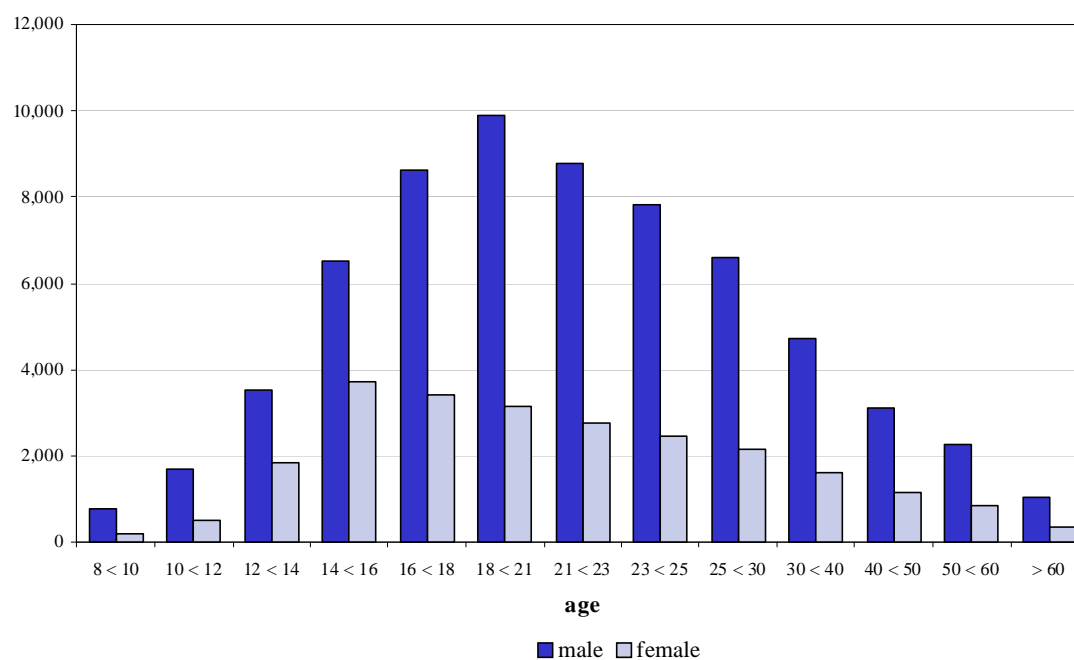


Robbery



Bodily injury**Offenses against personal freedom**

■ relationship ■ acquaintance ■ brief relationship □ no relationship or unclarified

Suspect rate^{*)} of German citizens*I2 – G13***suspect rate**

*) Number of suspects in every age group per 100,000 inhabitants of same age group (children under 8 are excluded)