



Bundeskriminalamt

BKA



Intimate Partner Violence

Crime Statistics Analysis – Report for 2019

Intimate Partner Violence

CRIME STATISTICS ANALYSIS

– REPORT FOR 2019

Table of Contents

Preliminary Remarks.....	1
1 Studying victims in the context of intimate partner violence.....	3
1.1 Total victims by offence and relationship to the suspect	3
1.2 Victims by gender and age group	6
1.3 Victims by nationality	7
1.4 Victims under the influence of alcohol, drugs or medication.....	8
1.5 Vulnerable people due to disability (mental or physical) or frailty, age or illness.....	9
1.6 Victims in the same household	9
2 Suspects in the context of intimate partner violence	10
2.1 Suspects by gender, age group and relationship to the victim.....	10
2.2 Suspects under the influence of alcohol or already known to the police.....	11
2.3 Suspects by nationality.....	12
3 Suspects of Offences under Section 4 of the Protection Against Violence Act.....	13
3.1 Suspects by gender and circumstances of the offence	13
3.2 Suspects by nationality and age group	14
4 Suspects of offences under section 170 of the German Criminal Code (breach of maintenance obligation)	16
4.1 Suspects by gender and circumstances of the offence	16
4.2 Suspects by nationality and age group	17
5 Overall Assessment.....	18
6 Annex of Tables	19

Preliminary Remarks

The Police Crime Statistics of Germany (PCS) are one of the most important data sources for the description and analysis of crime. The PCS summarises all criminal offences known to the police and forms a significant evidential basis for a range of studies in criminology and criminal policy. Containing only those offences of which the police are directly aware, the PCS is strongly influenced by public attitudes to reporting crime.

Reports of this kind have been issued since the report for 2015, in close collaboration between the Federal Ministry for Family Affairs, Senior Citizens, Women and Youth [Bundesministerium für Familie, Senioren, Frauen und Jugend, BMFSFJ], the Federal Ministry of the Interior [Bundesministerium des Innern, BMI] and the Federal Criminal Police Office [Bundeskriminalamt, BKA]. This analysis uses data for victims and suspects of the **offences** below, which were selected for their relevance to the study of this area of criminal activity.

- Murder and manslaughter (not including killing another at his/her own request)
- Dangerous bodily injury
- Serious bodily injury
- Bodily injury resulting in death
- Intentional simple bodily injury
- (Adjusted) sexual assault, sexual coercion, rape
- (2017 report onwards) threat, stalking, coercion (psychological violence)¹
- (2017 report onwards) deprivation of liberty
- (2017 report onwards) pimping
- (2017 report onwards) forced prostitution

Since 2011, the Police Criminal Statistics (PCS) has illustrated **victim-suspect relationships** with reference to the type of relationship – spouses, registered civil partnerships, unmarried cohabiting partners, former partners – as well as **spatial and social contexts**. This is essential for the evaluation of intimate partner violence.

Regarding the **number of victims**, please note that if multiple victims are recorded for a completed case, the case has only to be completed for a single victim. The other victims will still be counted for this case.

The PCS distinguishes between **German and non-German suspects** but takes no account of the possibility of German suspects being from migrant backgrounds.

Since 2017, the analysis of intimate partner violence has also included the following victim characteristics: disability (physical/mental) and frailty/age/illness/injury.

The 50th Law to Amend the German Penal Code – Improving Protection for Sexual Self-Determination [Fünfzigstes Gesetz zur Änderung des Strafgesetzbuches - Verbesserung des Schutzes der sexuellen Selbstbestimmung], which came into force on 10 November 2016, amended existing offences under **laws governing sexual offences** and new offences. The PCS catalogue of offences was updated accordingly in 2017. Further updates followed in 2018. As a consequence, it may only be possible to make limited comparisons for offences against sexual self-identification with preceding years, if at all.

¹ Insult and defamation are included in psychological violence. Victims of these crimes are not recorded in the PCS and as such are not considered in this analysis of crime statistics.

The following new categories have been included in the analysis from the 2017 report onwards: **threat, stalking, coercion** (psychological violence) and **deprivation of liberty, pimping and forced prostitution**.

This report considers only suspects of offences under Section 4 of the **Protection Against Violence Act** (Act to Improve Civil Jurisdictional Protection against Violent Acts) [Gesetz zum zivilrechtlichen Schutz vor Gewalttaten und Nachstellungen] and **breaches of the maintenance duty** under Section 170 of the German Criminal Code (economic violence); victims of these crimes are not included in the PCS.

1 Studying victims in the context of intimate partner violence

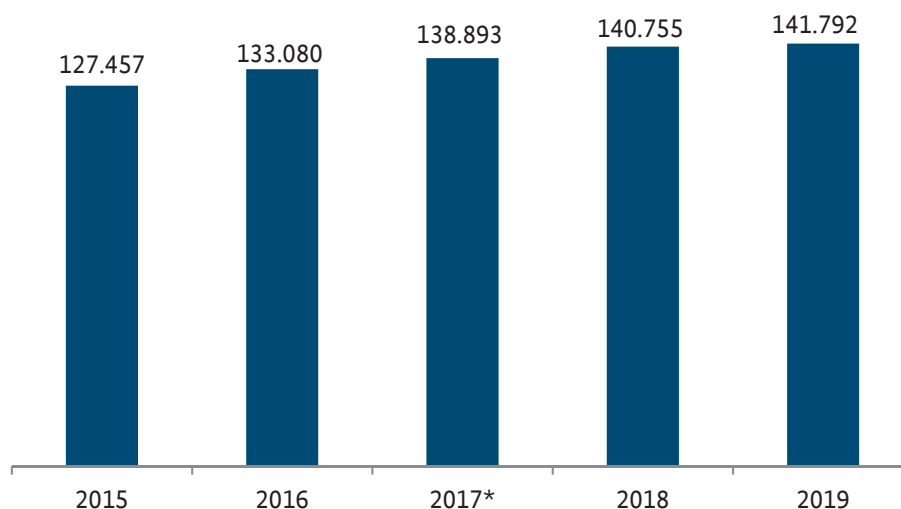
1.1 TOTAL VICTIMS BY OFFENCE AND RELATIONSHIP TO THE SUSPECT

Number of victims and commentary

In 2019, a total of 141,792 victims were recorded as being victims of attempted or completed intimate partner violence offences² from the list in Chapter 1.

It should be noted that PCS victim data, in contrast to the methodology for suspect data (cf. Chapter 3), are not based on a “real” count in the sense of an individual identified as a victim during the reporting period being counted only once. Instead, **instances of persons being the victims of crime** are recorded, by which an individual recorded as a victim on multiple occasions within a reporting period is also counted multiple times.

Number of victims of intimate partner violence over time



* The offences of coercion, deprivation of liberty, pimping and forced prostitution were included for the first time in 2017, meaning that data from 2017 onwards are not comparable with previous years.

Compared to 2018, the number of victims of intimate partner violence increased again in 2019 – albeit by only 0.74% – from 140,755 to 141,792, confirming the trend identified in previous years and the growing significance of the phenomenon as a whole.

² See Preliminary Remarks, p.1.

Victims of intimate partner violence account for 141,792 of the 819,793 cases (17.3%) recorded in the PCS for all instances (i.e. not limited only to victims in partner relationships) of these crimes.

Comparison of all victims and victims in partner relationships for the relevant offences[¶]

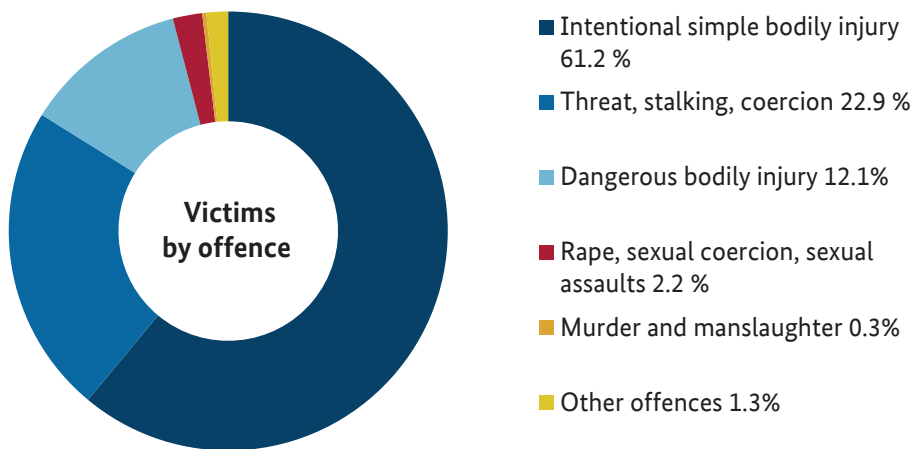
Offence(s)	Total number of victims in PCS			of whom victims in partner relationships		
	Total	Male	Female	Total	Male	Female
Grand total	819,793	486,489	333,304	141,792	26,889	114,903
Murder & manslaughter (not including killing another at his/her own request)	2,713	1,936	777	394	93	301
Dangerous bodily injury	161,525	118,662	42,863	17,160	5,169	11,991
Serious bodily injury	519	371	148	67	10	57
Bodily injury resulting in death	78	56	22	9	3	6
Intentional simple bodily injury	419,496	246,864	172,632	86,812	17,800	69,012
Rape, sexual coercion, Sexual assaults	15,636	1,143	14,493	3,086	59	3,027
Threat, stalking, coercion	214,545	115,768	98,777	32,477	3,571	28,906
Deprivation of liberty	4,906	1,667	3,239	1,697	183	1,514
Pimping	149	8	141	38	0	38
Forced prostitution	226	14	212	52	1	51

34.5% of all female victims of the offences listed above were affected in the context of a relationship (114,393 out of 333,304 female victims); the proportion for male victims was 5.5% (26,889 out of 486,489 male victims).

As a proportion of the total number of victims of a given offence type (measured against the **total number of victims** recorded in the 2019 PCS), victims of intimate partner abuse were most prevalent among victims of deprivation of liberty, accounting for 46.7% of all female victims of this offence and 11.0% of all male victims. The next largest group occurs in intentional simple bodily injury (40.0% of all female victims, 7.2% of all male victims) and among victims of serious bodily injury (38.5% of all female victims and 2.7% of all male victims). The proportion for murder and manslaughter (attempted and completed) was higher for females than last year, making up 38.7% of all victims of these offences; males made up 4.8% of all victims.

Number of victims of intimate partner violence by type of offence

Distribution of intimate partner violence offences



Of the 141,792 victims of domestic violence, most were victims of **intentional simple bodily injury** (86,812), followed by threat, stalking and coercion (32,477) and dangerous, serious bodily injury or similar resulting in death (17,236 in total). 3,086 victims of sexual assault, sexual coercion and rape were recorded, along with 1,697 victims of deprivation of liberty.

A total of 394 people were recorded as **victims of murder and manslaughter** (0.3%), with 140 victims of **completed murder and manslaughter** (111 female, 29 male). There were a further 6 cases of women suffering bodily injury leading to death and 3 cases affecting men. A total of 117 women and 32 men were victims of intimate partner violence which caused their deaths. 52 victims of forced prostitution and 38 victims of pimping were recorded.

Relationship status

In terms of relationships between victims and suspects, **former partners** is the dominant group at 38.2% (54,152 victims), followed by spouses at 32.8% (46,476 victims) and unmarried cohabiting partners at 28.7% (40,678 victims).

Almost half (49.2%)³ of victims of murder and manslaughter were spouses (194 victims), while the majority of victims of threat, stalking, coercion (65.6%) or completed rape, sexual coercion and sexual assaults (44.0%) were former partners.

Further Information in the Annex of Tables:

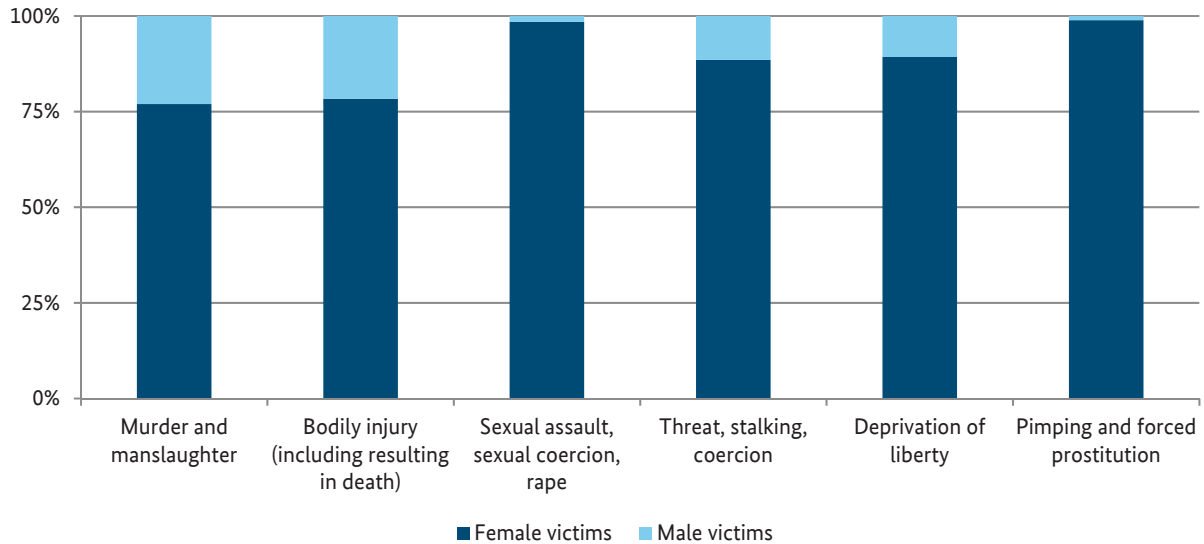
- 6.1 Relation of victim to suspect by offence (category) - total
- 6.2 Relation of victim to suspect by offence (category) - completed

³ The figure for completed offences was as high as 57.1%.

1.2 VICTIMS BY GENDER AND AGE GROUP

Gender distribution

Percentages of female and male victims of intimate partner violence by offence (category) (2019)

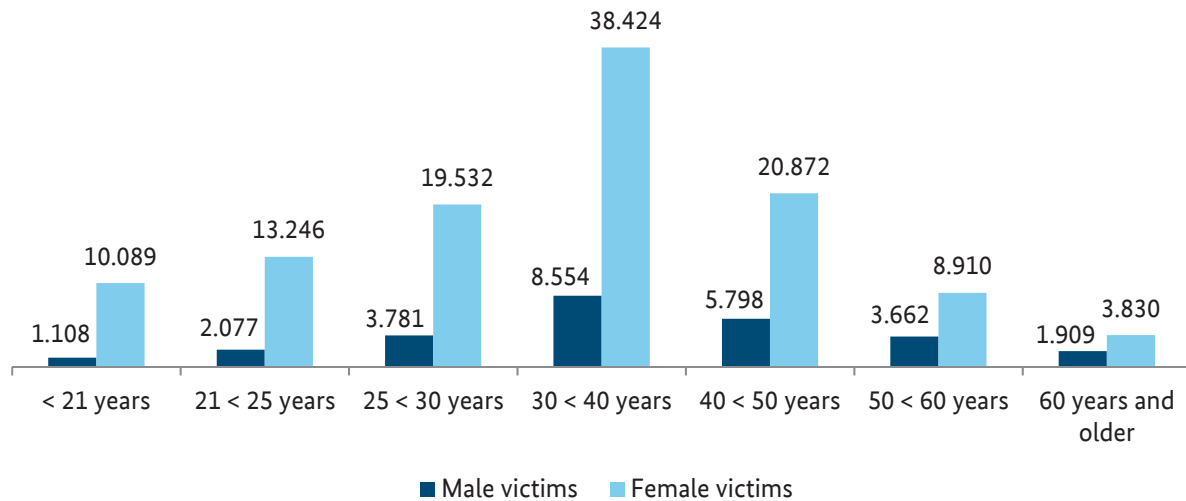


In 2019, of all 141,792 victims of attempted or completed offences of intimate partner violence, 114,903 (81.0%) were **female** and 26,889 (19.0%) **male**.

The number of **female** victims of intimate partner violence grew slightly (as did the total number of victims), rising by 0.4% (2018: 114,393); male victims increased by 2.0% (2018: 26,362). As a consequence, the percentage of female victims as a proportion of all victims of intimate partner violence fell slightly by 0.3 percentage points (2019: 81.0%) and the proportion of male victims rose slightly. Female victims make up a particularly high proportion of victims of offences in the categories of rape and sexual coercion, deprivation of liberty and threat, stalking, coercion. Female victims accounted for almost 100% of victims of pimping and forced prostitution.

Distribution by age

Distribution of male and female victims of intimate partner violence by age group (2019)



92.1% of victims were adults aged over 21 (130,595), of whom 80.3% were female (104,814) and 19.7% male (25,781). The most frequently affected group, accounting for 33.1% of victims, were those aged between **30 and 39** (46,978), followed by 40-49 year-olds at 18.8% (26,670). When sorted in ascending order by age group, the percentage of female victims as a proportion of all victims of domestic violence drops successively: <21: 90.1%, 21<25: 86.4%, 25<30: 83.8%, 30-40: 81.8%, 40-50: 78.3%, 50<60: 70.9%, 60 and over: 66.7%).

Further Information in the Annex of Tables:

- [6.3 Victims of intimate partner violence by gender and age group](#)

1.3 VICTIMS BY NATIONALITY

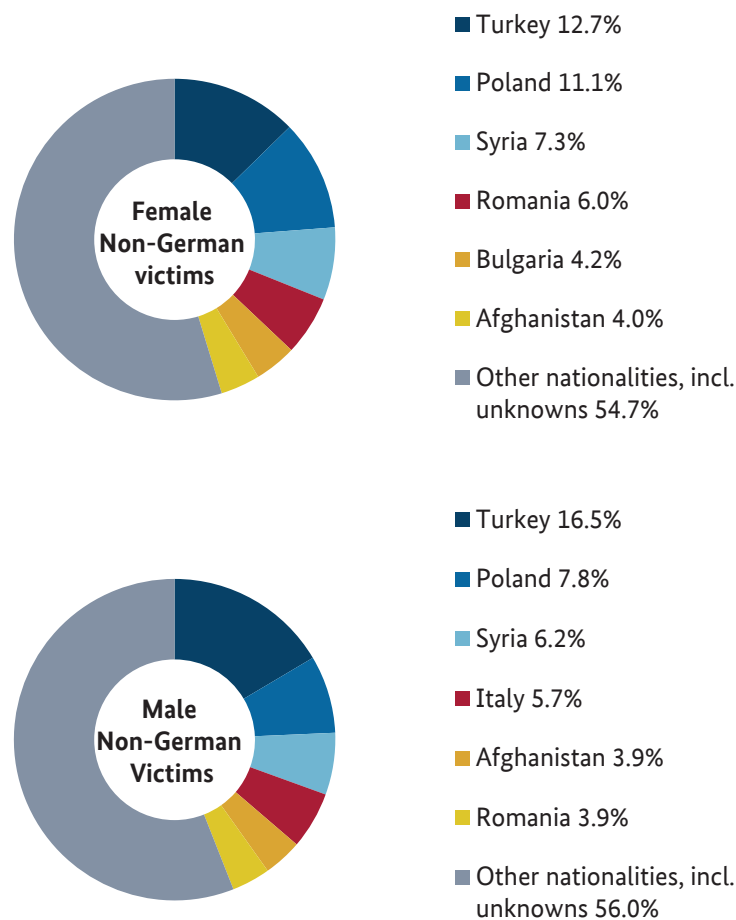
Victims of attempted and completed offences of intimate partner violence were predominantly **German nationals**. They represented 70.5% (99,904) of all victims of intimate partner violence in 2019, about the same level as last year (2018: 70.6%).

77.6% of victims recorded as being former partners of the suspects at the time of the offence were German nationals (42,044 victims), while the proportion of unmarried cohabiting partners with German nationality stood at 74.3% (30,226). By contrast, the figure for offences where the spouse was the suspect was relatively low, at only 58.7%.

Further Information in the Annex of Tables:

- [6.4 Main nationalities of victims of intimate partner violence, by offence \(category\)](#)

Distribution of non-German victims of intimate partner violence by nationality and gender (2019)



Turkish nationals were the largest single group of **non-German victims** of intimate partner violence at 3.9% of all German and non-German victims (5,563), ahead of Polish nationals with 3.1% of all German and non-German victims (4,428). In terms of the victim's relationship to the suspect, the highest proportion of victims with Turkish nationality were spouses (2,920 individuals, 6.3% of all victims); of victims with Polish nationality, unmarried cohabiting partners were the largest group (1,625 individuals, 4.0% of all victims).

1.4 VICTIMS UNDER THE INFLUENCE OF ALCOHOL, DRUGS OR MEDICATION

Of the 141,792 victims of attempted or completed offences of intimate partner violence recorded in 2019, 1.4% (1,924 victims, of whom 1,435 were female and 489 male) were under the influence of **alcohol, drugs or medication**.

The **influence of alcohol** was identified in 1,737 cases (90.3% of all victims under the influence of alcohol, drugs or medication), significantly over-represented compared to the influence of drugs (105 victims, 5.5%) and medication (82 victims, 4.3%).

Of those victims under the influence of alcohol, drugs or medication, 53.2% were the unmarried cohabitee of the suspect (1,024), 25.3% were married (487) and 21.3% were former partners (410).

Further Information in the Annex of Tables:

- 6.5 Victims under the influence of alcohol, drugs and/or medication

1.5 VULNERABLE PEOPLE DUE TO DISABILITY (MENTAL OR PHYSICAL) OR FRAILTY, AGE OR ILLNESS

When considering the characteristics of disability or frailty, age or illness, it should be noted that the police must identify in their findings of an investigation whether the cause of the offence was or included one of these characteristics.

Number of victims of intimate partner violence for the characteristics of disability and frailty, age, illness or injury (2019)

	Total	Female	Male
Disability (mental or physical)	331	266	65
Frailty, age, illness or injury	456	361	95

331 victims of intimate partner violence were recorded as having a disability (80.4% female, 19.6% male) and 456 victims (79.2% female, 20.8% male) were registered as having the characteristic of **frailty, age, illness or injury**.

37.2% of disabled victims were recorded as being former partners (123) and 32.3% as spouses (107). 30.5% of victims were unmarried cohabiting partners (101).

The high proportion – 63.2% – of victims with the characteristic of frailty, age or illness who were married to the suspect (288 victims) is striking. Only 19.1% of victims with these PCS characteristics were unmarried cohabiting partners of the suspect (87), and 17.5% were the former partner of the suspect (80).

1.6 VICTIMS IN THE SAME HOUSEHOLD

About half (50.5%) of victims of attempted or completed offences of intimate partner violence recorded in 2019 lived in the **same household** as the suspect (71,564 victims).

Of these, 79.9% were female (57,151) and 20.1% male (14,413).

51.7% of victims living in the same household as the suspect were **spouses** (37,028 victims, of whom 81.3% were female) and 36.0% were unmarried cohabiting partners (25,748 victims, of whom 78.2% were female).

Further Information in the Annex of Tables:

- 6.6 Victims living in the same household as the suspect

2 Suspects in the context of intimate partner violence

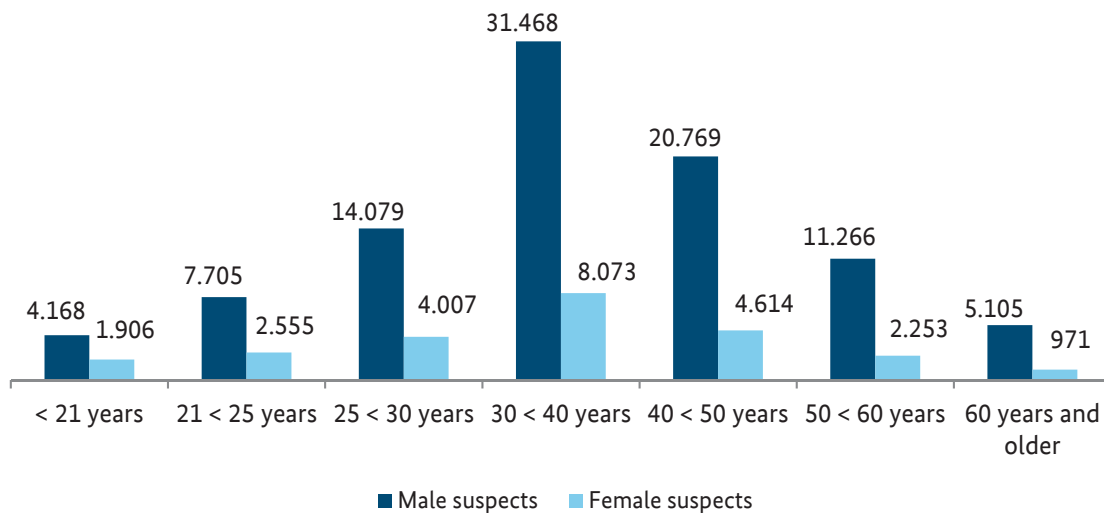
The total number of suspects is drawn from the “**real**” number of suspects, i.e. an individual recorded in the PCS in more than one Land (federal state) or for multiple offences in the course of one reporting year is counted in the PCS as only one suspect – not as multiple suspects – for the purposes of calculating totals of suspects. A suspect may be counted in more than one age group or nationality in a single year for the PCS, but they will be counted only once for the overall total. Bearing this in mind, the total of all recorded suspects across all age groups or nationalities may be higher than the total arrived at by means of the “real” count of suspects.

2.1 SUSPECTS BY GENDER, AGE GROUP AND RELATIONSHIP TO THE VICTIM

Gender distribution

118,176 suspects of attempted or completed offences of intimate partner violence were recorded in 2019: 79.4% **male** (93,873) and 20.6% **female** (24,303).

Distribution of male and female suspects of intimate partner violence by age group (2019)



94.9% of these suspects were adults over 21 (112,194 suspects), of whom 80.0% were male (89,786) and 20.0% female (22,408). Among former partners of victims, the proportion of male suspects was as high as 80.8% (37,289 suspects) and also 80.5% of spouses (32,911).

Age groups

Accounting for 33.2% of all suspects, individuals between **30 and 39 years of age** were recorded most frequently (39,541 suspects), followed by those aged between 40 and 49, at 21.3% (25,383 suspects). When sorted in ascending order by age group, the proportion of male suspects increases successively: <21: 68.6%, 21<25: 75.1%, 25<30: 77.8%, 30-40: 79.6%, 40-50: 81.8%, 50<60: 83.3%, 60 and over: 84.0%.

Relationship status

39.0% of recorded suspects were the **former partner** of their victim (46,129 suspects); 34.6% were the victim's spouse (40,894) and 29.7% were unmarried cohabiting partners (35,131).

Further Information in the Annex of Tables:

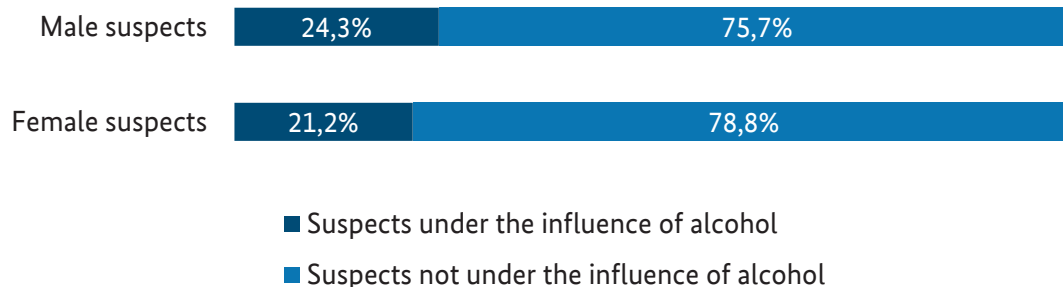
- 6.7 Suspects by relation to victims and age group
- 6.8 Suspects by gender, age group and offence category

2.2 SUSPECTS UNDER THE INFLUENCE OF ALCOHOL OR ALREADY KNOWN TO THE POLICE

Suspects under the influence of alcohol

Of the 118,176 individuals recorded in 2019 as suspects of intimate partner violence offences, 23.6% were **under the influence of alcohol** at the time of the offence (24,303 suspects).

Proportions of male and female suspects under the influence of alcohol (2019)

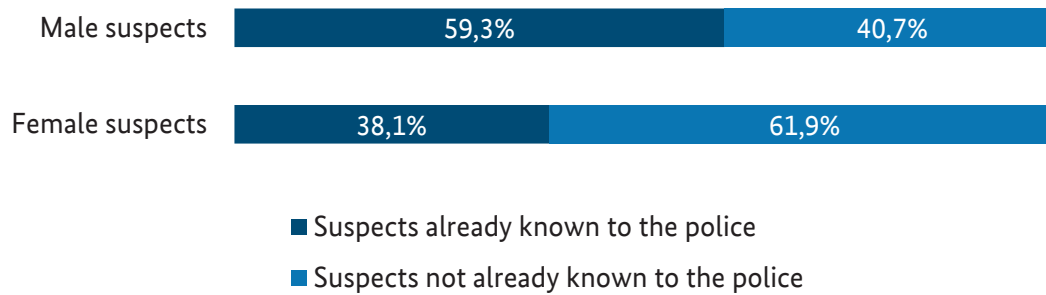


The proportion of male suspects was 24.3% (22,767 of a total of 93,873 male suspects of intimate partner violence), slightly higher than the proportion of female suspects, at 21.2% (5,148 of total of 24,303 female suspects of intimate partner violence).

Suspects already known to the police

The characteristic of **suspects already known to the police** is not limited to the current reporting year and should not be confused with previous convictions. Nor is there any requirement that previous offences should be of the same kind.

Proportions of male and female suspects already known to the police (2019)

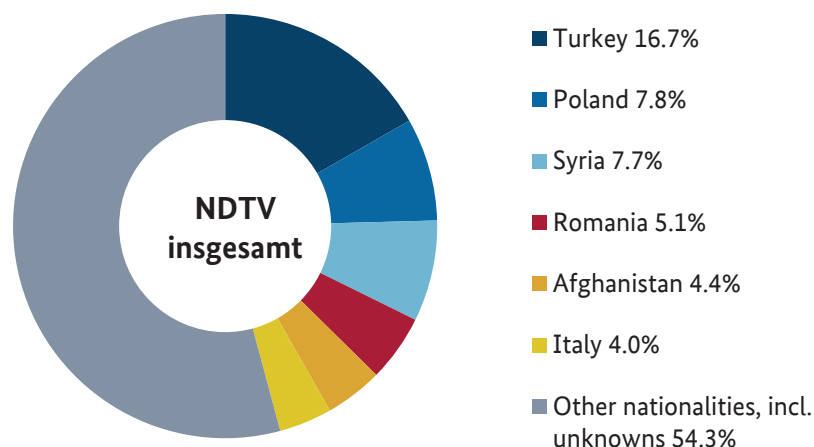


Individuals already known to the police made up 54.9% of all 118,176 suspects of intimate partner violence (64,934 individuals). The proportion of male suspects was 59.3% (55,683 of all 93,873 suspects), significantly higher than for female suspects, at 38.1% (9,251 of all 24,303 female suspects).

2.3 SUSPECTS BY NATIONALITY

German nationals made up 66.1% of the 118,176 suspects of attempted and completed intimate partner violence offences (78,088 suspects). The proportion of male suspects in this category was 77.3% (60,344 suspects); for females the figure was 22.7% (17,744 suspects).

Distribution of non-German suspects (NGS) of intimate partner violence by nationality (2019)



Suspects with Turkish nationality appear most frequently, making up 5.7% (6,706) of all suspects (German and non-German suspects), followed by Polish nationals at 2.7% (3,146), Syrian nationals (2.6%, 3,090) and Romanian nationals (1.7%, 2,042).

In terms of gender distribution, it is evident that there is above-average representation of male suspects with Syrian (92.5%, 2,857 male suspects) or Turkish nationality (88.3%, 5,921 male suspects); by contrast, male suspects with Polish nationality were represented below the average⁴ of all male suspects of intimate partner violence, at 73.9% (2,324 male suspects).

Further Information in the Annex of Tables:

- 6.9 Main nationalities of suspects of intimate partner violence, by offence (category)

⁴ Cf. p. 9: 79.4 % male suspects, 20.6% female suspects.

3 Suspects of Offences under Section 4 of the Protection Against Violence Act

The **Protection Against Violence Act** [Gesetz zum zivilrechtlichen Schutz vor Gewalttaten und Nachstellungen] is the legal basis for the direction of legal measures to protect victims from violent individuals. This includes measures in the form of **orders to restrict contact, physical proximity, harassment or access to a dwelling, to protect** against intentional and illegal harm to the person, health or liberty, including threats of such harms. Under section 4 of the Act (“A person who acts in contravention of a specific enforceable order under section 1 subsection (1), first or third sentence, each also in conjunction with subsection (2), first sentence shall be punished by imprisonment of up to one year or by a fine. Criminal liability pursuant to other provisions shall remain unaffected.”) breaches of orders are subject to punishment.

3.1 SUSPECTS BY GENDER AND CIRCUMSTANCES OF THE OFFENCE

Suspects of offences under section 4 of the Protection Against Violence Act over time (2015-2019)

Gender	Report year	Total	Acting alone	Prev. known to police	Users of hard drugs	Under the influence of alcohol	Carrying a firearm
Total	2015	5,088	4,980	4,500	384	554	16
	2016	5,557	5,446	4,888	431	656	11
	2017	5,698	5,578	5,042	446	654	22
	2018	5,932	5,824	5,172	457	658	16
	2019	6,265	6,152	5,501	491	621	19
Male	2015	4,715	4,652	4,204	363	531	16
	2016	5,149	5,085	4,577	426	631	10
	2017	5,258	5,191	4,700	439	624	21
	2018	5,507	5,440	4,863	447	634	14
	2019	5,770	5,695	5,130	475	594	19
Female	2015	373	328	296	21	23	0
	2016	408	361	311	5	25	1
	2017	440	387	342	7	30	1
	2018	425	384	309	10	24	2
	2019	495	457	371	16	27	0

In 2019, 6,265 suspects were arrested for offences under sect. 4 of the Protection Against Violence Act, of whom 92.1% were male (5,770) and 7.9% female (495).

Characteristics of suspects

The vast majority of suspects of offences under sect. 4 of the Protection Against Violence Act acted **alone** (98.2%). Male suspects were more likely to act alone (98.7%, 5,695 suspects) than females (92.3%, 457 suspects).

Overall, 87.8% of suspects were already known to the police⁵. At 88.9% (5,130 suspects), the proportion of male suspects already known to the police again exceeded that of female suspects (74.9%, 371 suspects).

9.9% of suspects of offences under sect. 4 of the Protection Against Violence Act were **under the influence of alcohol**. At the time of the offence, 10.3% of male suspects were under the influence of alcohol (594 suspects) and 5.5% of females (27 suspects).

Firearms were carried in 19 of the total 6,265 offences under sect. 4 of the Protection Against Violence Act.

3.2 SUSPECTS BY NATIONALITY AND AGE GROUP

German and non-German suspects of offences under sect. 4 of the Protection Against Violence Act, by age and gender (2019)

Nationality	Gender	Total	Age Group							
			Under 21	21-24	25-29	30-34	35-39	40-44	45-49	50 and over
Total suspects	Male	5,770	208	5,562	370	758	1,919	1,437	756	322
	Female	495	22	473	27	62	131	119	87	47
	Total	6,265	230	6,035	397	820	2,050	1,556	843	369
German suspects	Male	3,629	132	3,497	199	461	1,151	853	560	273
	Female	400	17	383	23	47	99	96	76	42
	Total	4,029	149	3,880	222	508	1,250	949	636	315
Non-German suspects	Male	2,141	76	2,065	171	297	768	584	196	49
	Female	95	5	90	4	15	32	23	11	5
	Total	2,236	81	2,155	175	312	800	607	207	54

Ages of suspects

Most suspects recorded for offences under sect. 4 of the Protection Against Violence Act (German and non-German) were between **30 and 39 years old** (32.7%, 2,050 suspects), followed by 40-49 year-olds (24.8%, 1,556 individuals). The proportion of German suspects within each age group aligns closely with this picture: 30-39 year-olds made up 31.0% of all German suspects and 40-49 year-olds 23.6%.

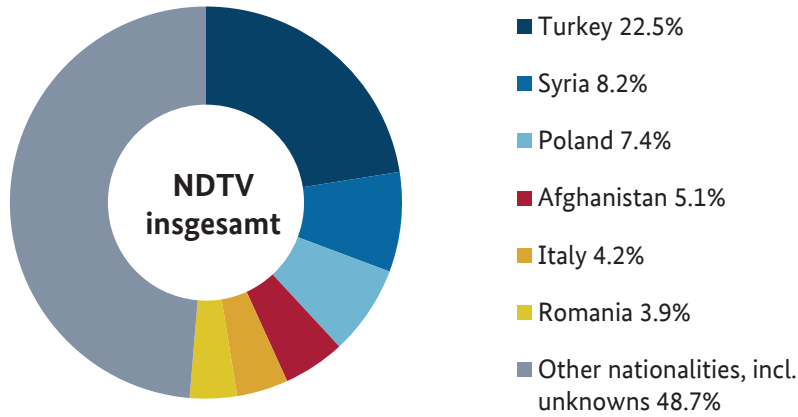
The distribution of Turkish suspects by age shows slightly more suspects in the 40-49 age group (36.6%, 184 suspects) than the 30-39 year-olds (35.6%, 179 suspects) as a proportion of all Turkish suspects.

⁵ Definition may be found on p. 11.

German and non-German suspects

Of the 6,265 individuals suspected of offences in 2019 under sect. 4 of the Protection Against Violence Act, 64.3% were **German** nationals and 35.7% of **other nationalities**. German males made up 62.9% of all male suspects and German females 80.8% of all female suspects.

Distribution of non-German suspects (NDS) by offences under sect. 4 of the Protection Against Violence Act by nationality (2019)



Proportionally, Turkish nationals were the largest group among **non-German** suspects, at 8.0% of all suspects recorded for intimate partner violence offences (503 suspects, 22.5% of all NGS).

4 Suspects of offences under section 170 of the German Criminal Code (breach of maintenance obligation)

The **statutory maintenance obligation** (sect. 170 of the German Criminal Code) is the legal basis for ensuring the necessities of life of the person entitled to maintenance. Having the necessities of life ensured is an existential right for those entitled to it; failure to provide them is considered economic violence.

4.1 SUSPECTS BY GENDER AND CIRCUMSTANCES OF THE OFFENCE

Suspects of offences under section 170 of the German Criminal Code for breach of maintenance obligation over time (2015-2019)[¶]

Gender	Report year	Total	Change (%) to previous year
Total	2015	7,008	
	2016	6,443	-8.1
	2017	5,552	-13.8
	2018	4,323	-22.1
	2019	3,798	-12.1
Male	2015	6,676	
	2016	6,117	-8.4
	2017	5,276	-13.7
	2018	4,091	-22.5
	2018	3,594	-12.1
Female	2015	332	
	2016	326	-1.8
	2017	276	-15.3
	2018	232	-15.9
	2019	204	-12.1

In 2019, a total of 3,798 **suspects** were recorded for offences under sect. 170 of the German Criminal Code for breaches of maintenance obligations, of whom 94.6% were male and 5.4% female. 53.6% (2,037) of those suspects were already known to the police⁶. In this instance, too, male suspects were more likely to be known to the police: 54.7% of males (1,966 suspects) against 34.8% of females (71 suspects).

⁶ The characteristic of suspects already known to the police is not limited to the current reporting year and should not be confused with previous convictions.

4.2 SUSPECTS BY NATIONALITY AND AGE GROUP

Of the 3,798 individuals suspected of offences in 2019 under sect. 170 of the German Criminal Code for breaches of maintenance obligations, 82.4% were **German** nationals and 17.6% of other nationalities. German male suspects made up 82.2% of all male suspects, while 173 (84.8%) of the 204 female suspects were German. Among **non-German** suspects, Turkish nationals represented the largest single group at 4.7% of all suspects (177 individuals).

German and non-German suspects of offences under sect. 170 of the German Criminal Code for breaches of maintenance obligation, by age and gender (2019)

Nationality	Gender	Total	Under	Over	21 <	25 <	30 <	40 <	50 <	60
			21	21	25	30	40	50	60	and over
Total suspects	Male	3,594	22	3,572	89	355	1,361	1,198	503	66
	Female	204	1	203	5	16	76	85	20	1
	Total	3,798	23	3,775	94	371	1,437	1,283	523	67
German suspects	Male	2,956	16	2,940	68	297	1,122	954	436	63
	Female	173	1	172	3	14	65	72	17	1
	Total	3,129	17	3,112	71	311	1,187	1,026	453	64
Non-German suspects	Male	638	6	632	21	58	239	244	67	3
	Female	31	0	31	2	2	11	13	3	0
	Total	669	6	663	23	60	250	257	70	3

Most suspects recorded for breaches of maintenance obligations under sect. 170 of the German Criminal Code (breach of maintenance obligation) were aged between **30 and 40 years old** (37.8%), followed by 40-49 year-olds (33.8%).

Those aged between 30 and 39 were the dominant group among German suspects, making up 37.9% of all suspects, exceeding those aged between 40 and 49 (32.8%).

The same broadly applies to Turkish suspects, of whom the largest group were aged between 30 and 39 (40.1%, 71 individuals), followed by those between 40 and 49 (39.5%, 70 individuals).

5 Overall Assessment

Analysis of police crime statistics on intimate partner violence makes it clear that this issue has grown in significance in Germany over recent years, as demonstrated by the 11.2% increase in the number of victims recorded from 2015 to 2019 (2015: 127,457; 2016: 133,080; 2017:138,893⁷; 2018: 140,755; 2019: 141,792).

The increase is attributable chiefly to the sustained rise in the number of victims of **intentional simple bodily injury** over recent years. 6.7% more victims of these offences were recorded in 2019 than in 2015 (2015: 81,394; 2019: 86,812). The extent to which this is an accurate reflection of the situation cannot be judged from the PCS, especially as factors such as **witness attitudes** may influence trends in the data. The PCS is not an exact mirror image of crime and criminal activity, but it is, to a greater or lesser extent, an approximation of the reality of each type of offence.

The main victims of intimate partner violence are **women**, accounting for 81.0% of victims in 2019. There was another increase – albeit a small one – in the number of female victims compared to last year (2015: 104,290; 2016: 108,956; 2017:113,965⁸; 2018: 114,393; 2019: 114,903).

Nevertheless, it appears that intimate partner violence negatively affecting **men** is of increasing significance. This is evidenced by the increase in male victims over recent years: (2015: 23,167; 2016: 24,124; 2017: 24,928⁹; 2018: 26,362; 2019: 26,889) as well as the increase in male victims as a proportion of all victims of intimate partner violence (2015: 18.2%; 2016: 18.1%; 2017: 17.9%; 2018: 18.7%; 2019: 19.0%).

PCS data from recent years show an increase in the number of suspects recorded for offences under **section 4 of the Protection Against Violence Act** (2017 – 2018: +4.1%, 2018 – 2019: +5.6% to 6,265 suspects), indicating a rising trend. The percentage of male suspects is comparatively very high at 92.1%.

Breaches of maintenance obligations under sect. 170 of the German Criminal Code were included in the evaluation for the first time in 2017.

Over recent years, however, there has been a steady decline in the number of suspects (2015: 7,008 suspects; 2019: 3,798 suspects).

It is possible to make only a limited assessment of the actual trends in intimate partner violence using PCS data alone, as the data cover only **offences known to the police**. Nonetheless, the expanded scope of evaluation made possible by the PCS does contribute to a better depiction of the situation, particularly when it comes to changes over time, drawing on a largely consistent system of recording governed by existing guidelines, and making it possible to reach conclusions about the “reality” of criminal activity. Seen thus, the trends in intimate partner violence statistics over recent years underline the considerable significance of the issue as a whole.

⁷ In 2017 the offences of coercion, deprivation of liberty, pimping and forced prostitution were expanded, such that the data from 2017 onwards may not be compared with previous years.

⁸ Cf. footnote 7.

⁹ Cf. footnote 7.

6 Annex of Tables

- 6.1 Relation of victim to suspect by offence (category) - total
- 6.2 Relation of victim to suspect by offence (category) - completed
- 6.3 Victims of intimate partner violence by gender and age group
- 6.4 Main nationalities of victims of intimate partner violence, by offence (category)
- 6.5 Victims under the influence of alcohol, drugs and/or medication
- 6.6 Victims living in the same household as the suspect
- 6.7 Suspects by relation to victims and age group
- 6.8 Suspects by gender, age group and offence category
- 6.9 Main nationalities of suspects of intimate partner violence, by offence (category)

6.1 Relation of victim to suspect by offence (category) – total

Category (total)	Status	Intimate partnerships			Spouses			Registered civil partnership			Unmarried cohabiting partners			Former partners		
		Total						Total	m	f	Total	m	f	Total	m	f
		Total	m	f	Total	m	f	Total	m	f	Total	m	f	Total	m	f
Grand total	Total	141,792	26,889	114,903	46,476	8,651	37,825	486	192	294	40,678	8,657	32,021	54,152	9,389	44,763
Murder and manslaughter	Total	394	93	301	194	47	147	0	0	0	93	29	64	107	17	90
Dangerous bodily injury	Total	17,160	5,169	11,991	5,836	1,749	4,087	58	30	28	5,932	1,831	4,101	5,334	1,559	3,775
Serious bodily injury	Total	67	10	57	25	6	19	0	0	0	21	2	19	21	2	19
Bodily injury resulting in death	Total	9	3	6	7	3	4	0	0	0	2	0	2	0	0	0
Intentional simple bodily injury	Total	86,812	17,800	69,012	31,498	5,993	25,505	331	129	202	29,644	6,274	23,370	25,339	5,404	19,935
Sexual assault, sexual coercion, rape	Total	3,086	59	3,027	951	8	943	6	2	4	769	19	750	1,360	30	1,330
Threat, stalking, coercion	Total	32,477	3,571	28,906	7,509	787	6,722	86	30	56	3,565	437	3,128	21,317	2,317	19,000
Deprivation of liberty	Total	1,697	183	1,514	441	57	384	5	1	4	605	65	540	646	60	586
Pimping	Total	38	0	38	8	0	8	0	0	0	18	0	18	12	0	12
Forced prostitution	Total	52	1	51	7	1	6	0	0	0	29	0	29	16	0	16
Distribution (%) of total victims by intimate partnership type																
Grand total	Total	100.0	19.0	81.0	32.8	6.1	26.7	0.3	0.1	0.2	28.7	6.1	22.6	38.2	6.6	31.6
Murder and manslaughter	Total	100.0	23.6	76.4	49.2	11.9	37.3	0.0	0.0	0.0	23.6	7.4	16.2	27.2	4.3	22.8
Dangerous bodily injury	Total	100.0	30.1	69.9	34.0	10.2	23.8	0.3	0.2	0.2	34.6	10.7	23.9	31.1	9.1	22.0
Serious bodily injury	Total	100.0	14.9	85.1	37.3	9.0	28.4	0.0	0.0	0.0	31.3	3.0	28.4	31.3	3.0	28.4
Bodily injury resulting in death	Total	100.0	33.3	66.7	77.8	33.3	44.4	0.0	0.0	0.0	22.2	0.0	22.2	0.0	0.0	0.0
Intentional simple bodily injury	Total	100.0	20.5	79.5	36.3	6.9	29.4	0.4	0.1	0.2	34.1	7.2	26.9	29.2	6.2	23.0
Sexual assault, sexual coercion, rape	Total	100.0	1.9	98.1	30.8	0.3	30.6	0.2	0.1	0.1	24.9	0.6	24.3	44.1	1.0	43.1
Threat, stalking, coercion	Total	100.0	11.0	89.0	23.1	2.4	20.7	0.3	0.1	0.2	11.0	1.3	9.6	65.6	7.1	58.5
Deprivation of liberty	Total	100.0	10.8	89.2	26.0	3.4	22.6	0.3	0.1	0.2	35.7	3.8	31.8	38.1	3.5	34.5
Pimping	Total	100.0	0.0	100.0	21.1	0.0	21.1	0.0	0.0	0.0	47.4	0.0	47.4	31.6	0.0	31.6
Forced prostitution	Total	100.0	1.9	98.1	13.5	1.9	11.5	0.0	0.0	0.0	55.8	0.0	55.8	30.8	0.0	30.8

6.2 Relation of victim to suspect by offence (category) - completed

Category (completed)	Status	Intimate partnerships			Spouses			Registered civil partnership			Unmarried cohabiting partners			Former partners		
		Total	m	f	Total	m	f	Total	m	f	Total	m	f	Total	m	f
Grand total	Completed	136,159	25,267	110,892	44,374	8,022	36,352	468	179	289	39,140	8,165	30,975	52,177	8,901	43,276
Murder and manslaughter	Completed	140	29	111	80	17	63	0	0	0	35	10	25	25	2	23
Dangerous bodily injury	Completed	14,961	4,307	10,654	4,981	1,406	3,575	52	25	27	5,261	1,553	3,708	4,667	1,323	3,344
Serious bodily injury	Completed	53	8	45	17	4	13	0	0	0	18	2	16	18	2	16
Bodily injury resulting in death	Completed	9	3	6	7	3	4	0	0	0	2	0	2	0	0	0
Intentional simple bodily injury	Completed	84,577	17,178	67,399	30,617	5,758	24,859	322	124	198	28,973	6,084	22,889	24,665	5,212	19,453
Sexual assault, sexual coercion, rape	Completed	2,782	58	2,724	852	8	844	6	2	4	700	19	681	1,224	29	1,195
Threat, stalking, coercion	Completed	31,900	3,502	28,398	7,380	770	6,610	83	27	56	3,514	432	3,082	20,923	2,273	18,650
Deprivation of liberty	Completed	1,651	181	1,470	426	55	371	5	1	4	591	65	526	629	60	569
Pimping	Completed	38	0	38	8	0	8	0	0	0	18	0	18	12	0	12
Forced prostitution	Completed	48	1	47	6	1	5	0	0	0	28	0	28	14	0	14
Distribution (%) of total victims by intimate partnership type																
Grand total	Completed	100.0	18.6	81.4	32.6	5.9	26.7	0.3	0.1	0.2	28.7	6.0	22.7	38.3	6.5	31.8
Murder and manslaughter	Completed	100.0	20.7	79.3	57.1	12.1	45.0	0.0	0.0	0.0	25.0	7.1	17.9	17.9	1.4	16.4
Dangerous bodily injury	Completed	100.0	28.8	71.2	33.3	9.4	23.9	0.3	0.2	0.2	35.2	10.4	24.8	31.2	8.8	22.4
Serious bodily injury	Completed	100.0	15.1	84.9	32.1	7.5	24.5	0.0	0.0	0.0	34.0	3.8	30.2	34.0	3.8	30.2
Bodily injury resulting in death	Completed	100.0	33.3	66.7	77.8	33.3	44.4	0.0	0.0	0.0	22.2	0.0	22.2	0.0	0.0	0.0
Intentional simple bodily injury	Completed	100.0	20.3	79.7	36.2	6.8	29.4	0.4	0.1	0.2	34.3	7.2	27.1	29.2	6.2	23.0
Sexual assault, sexual coercion, rape	Completed	100.0	2.1	97.9	30.6	0.3	30.3	0.2	0.1	0.1	25.2	0.7	24.5	44.0	1.0	43.0
Threat, stalking, coercion	Completed	100.0	11.0	89.0	23.1	2.4	20.7	0.3	0.1	0.2	11.0	1.4	9.7	65.6	7.1	58.5
Deprivation of liberty	Completed	100.0	11.0	89.0	25.8	3.3	22.5	0.3	0.1	0.2	35.8	3.9	31.9	38.1	3.6	34.5
Pimping	Completed	100.0	0.0	100.0	21.1	0.0	21.1	0.0	0.0	0.0	47.4	0.0	47.4	31.6	0.0	31.6
Forced prostitution	Completed	100.0	2.1	97.9	12.5	2.1	10.4	0.0	0.0	0.0	58.3	0.0	58.3	29.2	0.0	29.2

6.3 Victims of intimate partner violence by gender and age group

Category (attempted and completed)	Total	m.	f.	Under 21			Young adults 21 < 25			Adults 25 < 30			Adults 30 < 40			Adults 40 < 50			Adults 50 < 60			Adults 60 and over		
				Total	m.	f.	Total	m.	f.	Total	m.	f.	Total	m.	f.	Total	m.	f.	Total	m.	f.	Total	m.	f.
Grand total	141,792	26,889	114,903	11,197	1,108	10,089	15,323	2,077	13,246	23,313	3,781	19,532	46,978	8,554	38,424	26,670	5,798	20,872	12,572	3,662	8,910	5,739	1,909	3,830
Murder & manslaughter	394	93	301	18	3	15	30	6	24	48	6	42	81	11	70	71	17	54	56	18	38	90	32	58
Dangerous bodily injury	17,160	5,169	11,991	1,357	194	1,163	1,869	349	1,520	2,778	664	2,114	5,350	1,556	3,794	3,209	1,145	2,064	1,730	812	918	867	449	418
Serious bodily injury	67	10	57	2	0	2	11	2	9	11	1	10	16	2	14	14	3	11	8	1	7	5	1	4
Bodily injury resulting in death	9	3	6	0	0	0	0	0	0	0	0	0	2	0	2	1	0	1	2	1	1	4	2	2
Intentional simple bodily injury	86,812	17,800	69,012	6,396	729	5,667	9,464	1,478	7,986	14,559	2,607	11,952	29,202	5,855	23,347	16,113	3,745	12,368	7,583	2,252	5,331	3,495	1,134	2,361
Sexual assault, sexual coercion, rape	3,086	59	3,027	560	11	549	397	1	396	490	12	478	878	22	856	539	7	532	170	3	167	52	3	49
threat, stalking, coercion	32,477	3,571	28,906	2,548	157	2,391	3,273	228	3,045	5,113	465	4,648	10,975	1,050	9,925	6,505	852	5,653	2,921	561	2,360	1,142	258	884
Deprivation of liberty	1,697	183	1,514	290	14	276	258	13	245	292	26	266	461	58	403	210	28	182	102	14	88	84	30	54
Pimping	38	0	38	7	0	7	9	0	9	10	0	10	9	0	9	3	0	3	0	0	0	0	0	0
Forced prostitution	52	1	51	19	0	19	12	0	12	12	0	12	4	0	4	5	1	4	0	0	0	0	0	0

6.4 Main nationalities of victims of intimate partner violence, by offence (category)

Victims by category (attempted and completed)											
Nationality	Total victims	Murder & manslaughter	Dangerous bodily injury	Serious bodily injury	Bodily injury resulting in death	Intentional simple bodily injury	Sexual assault, sexual coercion, rape	Threat, stalking, coercion	Deprivation of liberty	Pimping	Forced prostitution
Grand total	141,792	394	17,160	67	9	86,812	3,086	32,477	1,697	38	52
Germany	99,904	282	11,850	45	8	60,265	2,244	23,926	1,252	15	17
Other countries	41,888	112	5,310	22	1	26,547	842	8,551	445	23	35
Turkey	5,563	9	754	1	0	3,149	113	1,481	55	1	0
Poland	4,428	15	511	1	0	2,915	88	849	46	2	1
Syria	2,983	15	415	1	0	1,775	75	664	38	0	0
Romania	2,362	6	260	1	0	1,542	45	467	18	8	15
Afghanistan	1,670	13	262	1	0	1,054	41	288	11	0	0
Bulgaria	1,638	6	217	0	0	1,070	15	299	16	6	9
Serbia	1,632	5	196	0	0	1,002	28	376	23	0	2
Italy	1,562	2	196	0	0	985	20	338	21	0	0
Russian Federation	1,193	3	124	2	0	790	29	236	9	0	0
Iraq	1,176	4	181	0	0	677	22	281	11	0	0
Kosovo	1,005	2	127	1	0	609	29	214	22	0	1
Iran	947	4	101	1	0	617	23	193	8	0	0
Nigeria	836	1	121	1	0	627	12	73	1	0	0
Croatia	814	1	84	0	0	542	12	169	6	0	0
Morocco	683	0	88	1	0	429	22	134	9	0	0
Greece	669	0	72	0	0	415	12	167	3	0	0
Ukraine	666	2	67	2	0	457	13	117	8	0	0
Bosnia and Herzegovina	665	1	73	0	0	407	12	165	7	0	0
Macedonia	510	1	76	1	0	332	8	89	3	0	0

6.5 Victims under the influence of alcohol, drugs and/or medication

Category (attempted and completed)	Number of victims														
	Intimate partnerships			Spouses			Registered civil partnership			Unmarried cohabiting partners			Former partners		
	Total	m	f	Total	m	f	Total	m	f	Total	m	f	Total	m	f
Grand total	1,924	489	1,435	487	120	367	3	0	3	1,024	273	751	410	96	314
Murder & manslaughter	13	6	7	5	2	3	0	0	0	6	4	2	2	0	2
Dangerous bodily injury	302	118	184	74	26	48	1	0	1	150	65	85	77	27	50
Serious bodily injury	2	0	2	0	0	0	0	0	0	2	0	2	0	0	0
Bodily injury resulting in death	1	0	1	0	0	0	0	0	0	1	0	1	0	0	0
Intentional simple bodily injury	1372	345	1,027	372	91	281	2	0	2	747	191	556	251	63	188
Sexual assault, sexual coercion, rape	122	4	118	10	0	10	0	0	0	72	3	69	40	1	39
Threat, stalking, coercion	88	11	77	25	1	24	0	0	0	31	7	24	32	3	29
Deprivation of liberty	23	5	18	1	0	1	0	0	0	14	3	11	8	2	6
Pimping	0	0	0	0	0	0	0	0	0	0	0	0	0	0	0
Forced prostitution	1	0	1	0	0	0	0	0	0	1	0	1	0	0	0

6.6 Victims living in the same household as the suspect

Category (attempted and completed)	Victims living in the same household as the suspect														
	Intimate partnerships			Spouses			Registered civil partnership			Unmarried cohabiting partners			Former partners		
	Total	m	f	Total	m	f	Total	m	f	Total	m	f	Total	m	f
Grand total	71,564	14,413	57,151	37,028	6,906	30,122	343	152	191	25,748	5,607	20,141	8,445	1,748	6,697
Murder & manslaughter	233	63	170	148	38	110	0	0	0	66	20	46	19	5	14
Dangerous bodily injury	9,692	2,962	6,730	4,884	1,442	3,442	45	24	21	3,725	1,172	2,553	1,038	324	714
Serious bodily injury	36	7	29	21	6	15	0	0	0	11	1	10	4	0	4
Bodily injury resulting in death	8	3	5	6	3	3	0	0	0	2	0	2	0	0	0
Intentional simple bodily injury	50,861	10,272	40,589	26,249	4,874	21,375	243	108	135	19,091	4,088	15,003	5,278	1,202	4,076
Sexual assault, sexual coercion, rape	1,514	28	1,486	819	7	812	3	2	1	386	11	375	306	8	298
Threat, stalking, coercion	8,357	989	7,368	4,540	487	4,053	49	17	32	2,106	285	1,821	1,662	200	1,462
Deprivation of liberty	824	88	736	354	48	306	3	1	2	336	30	306	131	9	122
Pimping	18	0	18	4	0	4	0	0	0	11	0	11	3	0	3
Forced prostitution	21	1	20	3	1	2	0	0	0	14	0	14	4	0	0

6.7 Suspects by relation to victims and age group

Suspects by age group																										
Total inti- mate part- nerships	m*	f*	Under 21			Young adults 21 < 25			Adults 25 < 30			Adults 30 < 40			Adults 40 < 50			Adults 50 < 60			Adults 60 and over			Adults Total (>=21)		
			Total	m	f	Total	m	f	Total	m	f	Total	m	f	Total	m	f	Total	m	f	Total	m	f	Total	m	f
118,176	93,873	24,303	6,074	4,168	1,906	10,260	7,705	2,555	18,086	14,079	4,007	39,541	31,468	8,073	25,383	20,769	4,614	13,519	11,266	2,253	6,076	5,105	971	112,194	89,786	22,408
Spouses																										
40,894	32,911	7,983	321	203	118	1,399	987	412	4,296	3,301	995	13,602	10,802	2,800	11,007	9,083	1,924	6,386	5,319	1,067	4,060	3,373	687	40,579	32,712	7,867
Registered civil partnership																										
469	342	127	15	8	7	27	20	7	89	62	27	165	123	42	91	70	21	60	41	19	23	19	4	454	334	120
Unmarried cohabiting partners																										
35,131	27,253	7,878	2,159	1,442	717	4,137	3,049	1,088	6,532	5,068	1,464	12,065	9,467	2,598	6,472	5,154	1,318	3,078	2,500	578	847	715	132	33,000	25,835	7,165
Former partners																										
46,129	37,289	8,840	3,782	2,678	1,104	5,149	4,032	1,117	7,938	6,325	1,613	15,305	12,508	2,797	8,649	7,211	1,438	4,352	3,715	637	1,219	1,066	153	42,385	34,647	7,738

*Note The values in the columns for “Total suspects” and “Adults total (>=21)” may be lower than the sum of the age groups in those categories. This happens when a suspect is recorded in more than one age group. They are only counted once for the total.

6.8 Suspects by gender, age group and offence (category)

Category (attempted & completed)	total	m*	f*	Under 21			Young adults 21 < 25			Adults 25 < 30			Adults 30 < 40			Adults 40 < 50			Adults 50 < 60			Adults 60 and over		
				Total	m	f	Total	m	f	Total	m	f	Total	m	f	Total	m	f	Total	m	f	Total	m	f
				Total intimate partner violence	118,176	93,873	24,303	6,074	4,168	1,906	10,260	7,705	2,555	18,086	14,079	4,007	39,541	31,468	8,073	25,383	20,769	4,614	13,519	11,266
Murder and manslaughter	414	320	94	7	5	2	23	19	4	43	35	8	108	77	31	79	67	12	66	53	13	88	64	24
Dangerous bodily injury	17,124	11,958	5,166	1,003	629	374	1,617	1,107	510	2,719	1,911	808	5,585	3,973	1,612	3,523	2,500	1,023	1,858	1,268	590	866	599	267
Serious bodily injury	71	60	11	3	3	0	5	4	1	12	9	3	20	17	3	16	14	2	11	9	2	4	4	0
Bodily injury resulting in death	10	7	3	0	0	0	1	0	1	0	0	0	2	2	0	1	1	0	2	1	1	4	3	1
Intentional simple bodily injury	78,352	61,715	16,637	3,729	2,378	1,351	6,876	5,038	1,838	12,311	9,521	2,790	26,868	21,162	5,706	16,486	13,437	3,049	8,575	7,191	1,384	3,815	3,263	552
Sexual assault, sexual coercion, rape	2,929	2,886	43	293	290	3	317	311	6	470	463	7	893	877	16	574	565	9	281	280	1	113	112	1
Threat stalking, coercion	28,653	25,372	3,281	1,430	1,196	234	2,168	1,881	287	4,034	3,493	541	9,425	8,401	1,024	6,644	5,964	680	3,615	3,243	372	1,429	1,281	148
Deprivation of liberty	1,760	1,537	223	131	117	14	217	186	31	352	316	36	545	484	61	265	228	37	142	123	19	109	84	25
Pimping	42	38	4	0	0	0	5	3	2	10	10	0	14	13	1	9	9	0	3	2	1	1	1	0
Forced prostitution	58	52	6	6	6	0	11	10	1	10	8	2	19	19	0	10	8	2	1	0	1	1	1	0

*Note: The values in the column for “Total suspects” may be lower than the sum of the age groups in that category. This happens when a suspect is recorded in more than one age group. They are only counted once for the total.

6.9 Main nationalities of suspects of intimate partner violence by offence (category)

Suspects by category (attempted and completed)											
Suspect nationality	Total suspects	Murder and manslaughter	Dangerous bodily injury	Serious bodily injury	Bodily injury resulting in death	Intentional simple bodily injury	Sexual assault, sexual coercion, rape	Threat, stalking, coercion	Deprivation of liberty	Pimping	Forced prostitution
Total	118,176	414	17,124	71	10	78,352	2,929	28,653	1,760	42	58
Germany	78,088	266	10,942	52	9	51,883	1,864	18,860	1,181	17	17
Other nationalities	40,088	148	6,182	19	1	26,469	1,065	9,793	579	25	41
Turkey	6,706	16	998	5	0	4,045	172	2,154	90	3	4
Poland	3,146	13	533	2	0	2,262	65	567	30	1	1
Syria	3,090	18	469	1	0	1,949	122	848	70	0	0
Romania	2,042	6	291	0	0	1,429	50	406	23	10	10
Afghanistan	1,765	17	290	1	0	1,163	75	391	18	0	0
Italy	1,615	5	212	1	0	1,045	31	440	26	0	1
Serbia	1,602	11	257	0	0	1,001	27	460	32	1	1
Iraq	1,365	3	238	0	0	837	45	381	22	0	0
Bulgaria	1,332	5	219	1	0	921	16	263	17	5	13
Kosovo	1,109	5	160	1	0	678	37	333	34	0	0
Iran	859	2	120	1	0	572	32	204	9	0	0
Nigeria	843	1	138	0	0	636	16	104	2	0	0
Croatia	719	2	93	0	0	516	13	155	5	0	0
Russian Federation	712	1	117	1	0	475	17	153	9	0	0
Morocco	676	2	101	1	0	467	20	142	11	0	0
Greece	675	3	73	1	0	448	21	193	2	0	1
Bosnia and Herzegovina	614	1	91	0	0	393	15	173	5	0	1
Macedonia	550	0	85	0	0	381	12	135	6	0	2
Tunisia	509	1	75	0	0	354	12	132	10	0	0

*Note: The values in the column for "Total suspects" may be lower than the sum of the age groups in that category. This happens when a suspect is recorded in more than one age group. They are only counted once for the total.

Imprint

Published by

Bundeskriminalamt, 65173 Wiesbaden

Last Updated

November 2020

Design

Bundeskriminalamt, 65173 Wiesbaden

Picture Credits

Bundeskriminalamt

Further situation assessments from the Bundeskriminalamt may be downloaded from www.bka.de/EN/CurrentInformation/AnnualReports

This publication is published by the Bundeskriminalamt as part of its public relations work. The publication is made available free of charge and is not for sale.

Reprints and other reproductions, including extracts, must cite the Bundeskriminalamt as the source (Intimate partner violence, Crime Statistics Analysis 2019, page X)